


STEPS TO PERFECTION

An Islamic Curriculum For Children

GRADE

K

STUDENT'S GUIDE



Under the Guidance of
NABI R. MIR (ABIDI)



Table of Contents

Acknowledgments	1
Preface	2
Transliteration Guidelines	6

'AQĀ'ID (BELIEFS)

CHAPTER 1: INTRODUCTION	8
Lesson 1.1: Islam and Muslims	9
Worksheet 1.1: I am a Muslim	10
Coloring 1.1	11
Art Extension 1.1	12
Lesson 1.2: Salām	14
Coloring 1.2a	15
Qur'ān Connection 1.2	16
Coloring 1.2b	17
Lesson 1.3: Saying Bismillāh	18
Coloring 1.3	19
CHAPTER 2: WHO IS ALLAH	20
Lesson 2.1: Allah is al-Khāliq	21
Coloring 2.1	22
Worksheet 2.1a	23
Worksheet 2.1b	24
Lesson 2.2: Allah is al-Karīm	25
Worksheet 2.2a	26
Worksheet 2.2b	27
Coloring 2.2a	28
Qur'ān Connection 2.2	29
Coloring 2.2b	30
Lesson 2.3: Allah is Everywhere	31
Qur'ān Connection 2.3	35
Coloring 2.3	36
Lesson 2.4: The Qur'ān	37

Table of Contents

Hadīth Time 2.4	38
Coloring 2.4	39
CHAPTER 3: SHAHĀDAH (TESTIMONY OF FAITH)	40
Lesson 3.1: Shahādah	41
Lesson 3.1 Learning Aid	42
Coloring 3.1	43
Art Extension 3.2	45
Coloring 3.2a	47
Coloring 3.2b	48
Coloring 3.3	49
Worksheet 3.3	50
Coloring 3.4	51
Coloring 3.5	52
Art Extension 3.5	53
HISTORY	
CHAPTER 1: PROPHETS	58
Coloring 1.1	59
Lesson 1.2: Prophet Ādam (‘A)	60
Worksheet 1.2	62
Lesson 1.3: Prophet Muḥammad (ṣ)	63
Coloring 1.3a	64
Coloring 1.3b	65
Lesson 1.4: Reciting Ṣalawāt	66
Coloring 1.4	67
CHAPTER 2: THE PROPHET’S (Ṣ) FAMILY	68
Worksheet 2.1	69
Lesson 2.2: The Story of the Cloak	70
Coloring 2.2a	79
Coloring 2.2b	80

Table of Contents

Coloring 2.2c.	81
Art Extension 2.2	82
Worksheet 2.3.	86
Lesson 2.4: Our Living Imām	89
Coloring 2.4	90

FIQH (ISLAMIC LAW)

CHAPTER 1: ṢALĀH (PRAYERS)	92
Lesson 1.1: Ṣalāh	93
Worksheet 1.1	94
Ḥadīth Time 1.1	95
Coloring 1.1a	96
Coloring 1.1b	97
Lesson 1.2: Adhān	98
Lesson 1.2 Learning Aid	99
Lesson 1.3: Ṣalāh Timings	100
Coloring 1.3	101
Worksheet 1.3a.	102
Worksheet 1.3b.	103
Worksheet 1.3c.	104
Worksheet 1.3d.	105
Worksheet 1.3e.	106
Lesson 1.4: Positions in Prayer	107
Worksheet 1.4.	112
Worksheet 1.5.	113
CHAPTER 2: NAJĀSAH.	114
Lesson 2.1: Najāсах	115
Worksheet 2.1	116

Table of Contents

AKHLĀQ (ETTIQUETE)

Lesson 1.1: Being Grateful for Allah’s Blessings	118
Coloring 1.1a	119
Qur’ān Connection 1.1	120
Coloring 1.1b	121
Lesson 2.1: Saying Inshā’Allāh.	122
Storytime 2.1	123
Worksheet 2.1	124
Lesson 3.1: Do Not Be Selfish	125
Art Extension 3.1	126
Lesson 4.1: Being Clean.	127
Qur’ān Connection 4.1	128
Coloring 4.1	129
Lesson 5.1: Wasting	130
Coloring 5.1a	131
Qur’ān Connection 5.1	132
Coloring 5.1b	133
Lesson 6.1: Eating Manners	134
Ḥadīth Time 6.1a	136
Coloring 6.1a	137
Ḥadīth Time 6.1b	138
Coloring 6.1b	139
Art Extension 6.1	141
Lesson 7.1: Kindness to Parents	143
Qur’ān Connection 7.1	144
Coloring 7.1	145
Good Choices & Bad Choices	146

Table of Contents

SPECIAL OCCASIONS

CHAPTER 1: ḤAJJ	148
Lesson 1.1: The Ka’bah	149
Worksheet 1.1.....	150
Art Extension 1.1a	151
Art Extension 1.1b	152
CHAPTER 2: UNDERSTANDING KARBALA	153
Coloring 2.1	154
ORAL ASSESSMENT	156

Acknowledgments

The Shi'a-Muslim Association of the Bay Area and Al-Kisa Foundation would like to thank the authors, editors, and reviewers for their contributions to the Islamic curriculum development project.

We are especially thankful to Shaykh Salim Yusufali, Srs. Urooj Kazmi, Samina Ali, Bhavani Ali, Sabika Mithani, Fatima Falahati, Zahra Sabur, Liliana Villalvazo, Amna Hussain, Fatima Hussain, Zahra Eslami, Fathema Abidi, Zehra Abbas, Maryam Hakimpanah, Maryam Ershad, Zahra Memar, Rabab Jafri, Maria Al-Janabi, Shamama Zehra, Irum Abbas, Nida Syed, Abeda Khimji, Anjum Afzal, Brs. Taymaz Tabrizi, Mohammad Hendijanifard, the Tabatabai family, all the illustrators who allowed us to use their illustrations, SAB, RISE Academy, Kisa Kids syllabus committees, teachers, and staff for their support and assistance in the development and testing of the curriculum.

SABA and Al-Kisa Foundation are also very thankful to the Islamic organizations and schools of Ahlul'Bait at London-Stanmore, London-Hujjat, Vancouver, Minnesota, Toronto, and all others whose syllabus and books were used for the inspiration and creation of this curriculum.

Please remember all the people involved in this project in your prayers.

Authors and Editors: Moulana Nabi Raza Mir (Abidi) and Curriculum Committee

Copyright © 2020 by Shi'a-Muslim Association of the Bay Area (SABA), Inc. and Al-Kisa Foundation.

All rights reserved. No part of this publication may be reproduced, distributed, or transmitted in any form or by any means, including photocopying, recording, or other electronic or mechanical methods, without including this copyright page on all copied materials. Alteration of this publication is not permitted without prior written permission from SABA or its legal representative.

Library of Congress Control Number: 2020912724

Published by: Shi'a-Muslim Association of the Bay Area (SABA) Inc., Al-Kisa Foundation 4415 Fortran Court, San Jose, CA 95134, U.S.A.

www.saba-igc.org

www.kisakids.org

info@kisakids.org

Preface

“All praise is for Allah (swt) whose worth cannot be described by speakers, whose bounties cannot be counted by calculators, and whose claim (to obedience) cannot be satisfied by those who attempt to do so; whom the height of intellectual courage cannot appreciate, and the diving of understanding cannot reach; He for whose description no limit has been laid down, no eulogy exists, no time is ordained and no duration is fixed. He brought forth creation through His Omnipotence, dispersed winds through His Compassion, and made firm the shaking earth with rocks.”

- Nahj al-Balāghah, Sermon 1

Islamic Sunday schools and full-time Islamic schools in the West have struggled to create a dynamic curriculum for a long time. However, with the grace of Allah (swt), in the past few years, the Islamic educational field has experienced some great achievements. May Allah bless all those who have endeavored to put together Islamic information to help our children grow. This new edition is an attempt by Al-Kisa Foundation, School of Ahlul Bait (SAB), and RISE Academy to create a curriculum for children of today, which we hope is relevant, vibrant, and engaging. We referred to many different Islamic curricula throughout the course of developing this curriculum and are grateful to them for sharing their work.

As teachers, we are blessed to be able to inherit the honorable job of teaching from the Prophets. The Prophets’ main mission was to teach and nurture the human being. As Allah says in the Qur’ān, “It is He who has sent among the unlettered a Messenger from themselves reciting to them His verses and purifying them and teaching them the Book and wisdom” (Noble Qur’ān, 62:2). Thus, as individuals who strive for our students, we have two main jobs: to teach our students and to nurture them through these teachings, so that they can develop their souls and fulfill the purpose for which Allah has created us. While teaching is the most valued job in the eyes of Allah, it also comes with many challenges. As teachers, we must constantly remind ourselves of the value of this great job.

It is our responsibility to nurture our children and students through knowledge and help them become individuals that make good choices, which will lead them to become true and strong believers. In this path, as teachers, we must remember to be reliant only on Allah, be hopeful, be sincere, be responsible, be safe, and be flexible.

The present curriculum also has a teacher's guide portion that we pray will be a useful tool and resource for teachers to refer to and aid them in their job of teaching. Inshā’Allāh, the Teacher's Guide will help you engage students and provide suggestions and ideas for projects to help students better grasp the material.

The philosophy behind this revision of the curriculum was to establish a strong foothold on the guiding force of our religion: the Uṣūl ad-Dīn and Furū‘ ad-Dīn. That is why you will see

Preface (cont'd)

that beginning from 1st grade, these two concepts are emphasized and gradually increase in depth all the way until 6th grade. Furthermore, we wanted to incorporate a more project-based and story-based curriculum that engages students and allows them to develop a strong bond with Islam and the teachings of the Ahl al-Bayt (‘a).

We attempted to include general information that we felt children need to know in order to be educated and successful Muslims. Overall, the curriculum is divided into four core areas: Aqā'id, Fiqh, History, and Akhlāq. For grades 1-3, the Furū' ad-Dīn are included in the 'Aqā'id section, but for grades 4-6, it has been moved to the Fiqh section. This is to help students to first understand the basics of the Furū' ad-Dīn and then gradually increase their understanding and practical application.

In each grade, we have covered all of the Uṣūl ad-Dīn and the Furū' ad-Dīn, which are analyzed more extensively each year. It is our firm belief that a strong foundation gives way to a healthy growth, which is why there was great emphasis on this. We referenced many other curricula in developing this section and thank them for their contributions.

Furthermore, in the Fiqh section, we tried to incorporate those Fiqh topics that are relevant and integrate more stories in order to make it more interactive for students.

You will find that the History section has a greater emphasis on stories. By introducing the Ma'ṣūmīn through stories that highlight their characteristics, the hope is that children will be able to connect to them and develop a bond and unfaltering love that will take root in their hearts. The History section in Kindergarten focuses solely on the Ahl al-Bayt (‘a). In first grade, the students learn about the first seven Ma'ṣūmīn, and in second grade the last seven. Then, in third grade, they once again review all 14 Ma'ṣūmīn. In fourth grade, students will learn about the lives and messages of the Prophets. Finally, in fifth and sixth grades, students will take a comprehensive look at the life of the Noble Prophet (ṣ).

We attempted to make the Akhlāq section aesthetically-pleasing through colorful illustrations, ahadith, and ayahs from the Qur'ān. In the older grades, we attempted to include more relevant stories that would allow them to form tangible connections with the lessons.

Any Islamic school should feel free to use this curriculum. If you are using this curriculum, please do let us know so that we may keep in contact. Similarly, please let us know if you have found any errors or would like to give us feedback; this will definitely help us, and is appreciated.

I want to thank all of those who were involved in this great project. I pray that Allah (swt) accepts our efforts and gives us more strength to continue our mission.

With Du'ās,
Nabi R. Mir (Abidi)

Transliteration Guidelines

Arabic terms in this textbook have been transliterated according to the following guidelines*:

ء	a, i, or u (initial form)	ض	ḍ
ء	'(medial or final form)	ط	ṭ
ا	a	ظ	ẓ
ب	b	ع	‘
ت	t	غ	gh
ث	th	ف	f
ج	j	ق	q
ح	ḥ	ك	k
خ	kh	ل	l
د	d	م	m
ذ	dh	ن	n
ر	r	ه	h
ز	z	و	w
س	s	ي	y
ش	sh	ة	h (without idāfah)
ص	ṣ	ة	t (with idāfah)

اَ	a	آ / آ / آ	ā
اِ	i	ي	ī
اُ	u	و	ū
		آ	'ā (medial form)

*Please note that due to limitations, the transliteration is not 100% accurate in capturing tajwīd rules. To read with proper tajwīd, please refer to the Arabic.

‘AQĀ’ID
(BELIEFS)



CHAPTER 1
INTRODUCTION

Lesson 1.1: Islam and Muslims

As Muslims, we follow the religion of Islam!

As Muslims, some of the important things that we should do are:



Offer ṣalāh



Help others



Read Qur'ān



Listen to and respect our parents




Give charity

We should also be careful to NOT do bad things, such as:



Steal or lie



Say bad words



Be messy

Worksheet 1.1: I am a Muslim

Circle all the things that a good Muslim should do.




Steal



Offer Ṣalāh



Read Qur'ān



Say bad words



Help others



Respect parents




Help the poor



Be messy


Coloring 1.1

Color the picture of the Muslim boy if you are a boy or the Muslim girl if you are a girl.



Art Extension 1.1

A mu'min is a mirror for another mu'min. We should help others to make good choices by telling them when they are making bad choices, just like a mirror tells us how we look. Cut out the mirror and paste it onto a black paper. Color and decorate the mirror with gems. Then, put a piece of foil in the middle where the mirror should be.



**THIS PAGE HAS BEEN
PURPOSELY LEFT BLANK**

**THIS PAGE HAS BEEN
PURPOSELY LEFT BLANK**

Lesson 1.2: Salām



One day, Imām al-Bāqir (‘a) was traveling. On his journey, he kept bumping into one of his friends and, each time the Imām saw his friend, he would say “Salāmun ‘alaykum” and ask his friend how he was doing. The Imām’s friend was surprised that the Imām kept repeating salām, so Imām al-Bāqir (‘a) said to him, “Do you know that every time Muslims say ‘salām’ to each other and shake hands, Allah looks at them with kindness?”

“Just like the leaves fall from the trees during the fall, saying salām erases all of your mistakes.” When the Imām’s friend heard this, he became very happy.

Coloring 1.2a



Qur'ān Connection 1.2

Salām: The Word of Allah



سَلَامٌ قَوْلًا مِّن رَّبِّ رَحِيمٍ


Salām (peace) is a word from your kind Lord.

Sūrah Yāsīn, Verse 58

Coloring 1.2b


“Salām (peace) is a word
from your kind Lord.”

Sūrah Yāsīn, Verse 58



Lesson 1.3: Saying Bismillāh


A long time ago, there lived a woman who always used to say “Bismillāhir Raḥmānir Raḥīm” before she did anything. Every night before this woman went to sleep, she would take off her ring and put it in her cupboard. As always, before she took off her ring, she would say, “Bismillāhir Raḥmānir Raḥīm.”



Her husband did not believe that Allah would just help someone if they said “Bismillāhir Raḥmānir Raḥīm.” One night, to show his wife that saying bismillāh ” did not make any difference, the husband took his wife's ring from the cupboard, where she had kept it safely, and threw it in the river.



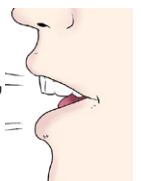
The next morning, because the woman was late getting to the store, she did not have time to get her ring, which she thought was still in the cupboard. She went to the store and bought a fish for their dinner that evening. When she got home, she began to cut the fish so that she could cook it. What do you think she found inside the fish?



Yes, there was her ring that her husband had thrown into the river. The fish had swallowed it. The woman was very surprised to find her ring inside the fish, and when her husband came home, she told him all about it.

The husband was shocked. He then told her how he had thrown her ring in the river. He also told her how sorry he was, and that now he truly believed that Allah looks after anyone who says “Bismillāhir Raḥmānir Raḥīm.”

“Bismillāhir Raḥmānir Raḥīm”



Moral: Always say “Bismillāhir Raḥmānir Raḥīm” before you do anything so that Allah will look after you.

Coloring 1.3

Bismillāh





CHAPTER 2
WHO IS ALLAH?

Lesson 2.1: Allah is al-Khāliq

Allah the Creator

Audio File: <https://www.youtube.com/watch?v=xUiL16GdrZY>

Who made the sun and the skies so blue?

Who made the stars and the planets, too?

Allah is the One, Allah is the One,

Allah made the stars, and the moon, and the sun.

Allah is the One, Allah is the One,

Allah, the Creator, the All-Mighty One.

Who made the flowers, and the plants, and trees?

Who made the spiders and the honeybees?

Allah is the One, Allah is the One,

Allah made the stars, and the moon, and the sun.

Allah is the One, Allah is the One,

Allah, the Creator, the All-Mighty One.

Who made the animals both big and small?

Who made the tiny mouse, the giraffe so tall?

Allah is the One, Allah is the One,

Allah made the stars, and the moon, and the sun.

Allah is the One, Allah is the One,

Allah, the Creator, the All-Mighty One.

Who made the universe from A to Z?

Who made all the people, who made you and me?

Allah is the One, Allah is the One,

Allah made the stars, and the moon, and the sun.

Allah is the One, Allah is the One,

Allah, the Creator, the All-Mighty One.

Coloring 2.1

Al-Khāliq *The Creator*

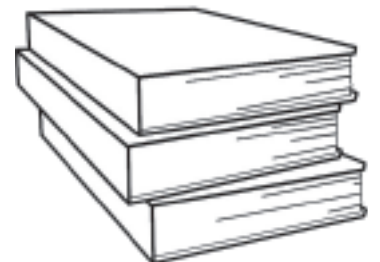




الْخَالِقِ

لَا إِلَهَ إِلَّا هُوَ خَالِقُ كُلِّ شَيْءٍ فَعَبُدُوهُ
There is no god but He,
the Creator of all things, so
worship Him. (6:102)

Worksheet 2.1a

Allah is al-Khāliq (the Creator)

Circle all of the things that Allah created. Then, color the pictures you have circled.



Worksheet 2.1b

What did Allah Create?

In each box, draw pictures of the different things Allah created:

PLACES

PEOPLE

THINGS

Lesson 2.2: Allah is al-Karīm

Allah's Blessings

Allah is very kind and has given us many blessings.

He made air for us to breathe.

- He made water for us to drink and wash ourselves.
- He made trees and plants for us to eat their sweet and tasty fruits.
- How could we live if we didn't have air, water, trees, or plants?

Who could have created such great blessings for us other than Allah?

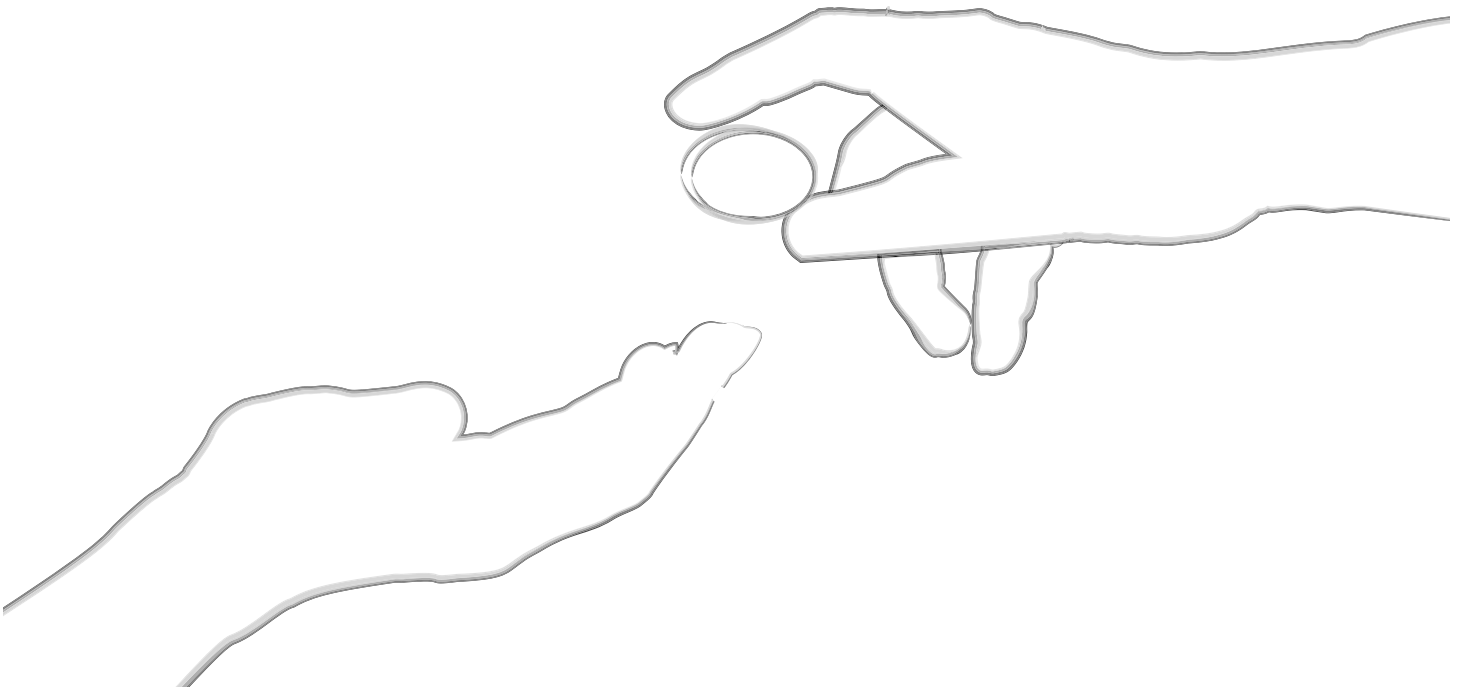
Alḥamdulillāh!
Thank you, Allah!

We love Allah, and Allah loves us!

Worksheet 2.2a

Allah is al-Karīm (the Generous)



Color the picture below, which is an example of being generous toward others.




Worksheet 2.2b

Allah's Blessings




In each cloud, draw a picture of a blessing you can find in each of the pictures. Explain what you drew, then say Alḥamdulillāh to thank Allah for that blessing and all blessings!



Your house



Your face and body



The masjid



The park

Coloring 2.2a

Al-Karīm *The Generous*

الكرِيم

فَإِنَّ رَبِّي غَنِيٌّ كَرِيمٌ

Surely, my Lord is needless and
the Most Generous. (27:40)

Qur'an Connection 2.2

Allah's Favors




هَذَا مِنْ فَضْلِ رَبِّي

This is all from the favors (blessings) of my Lord.

Sūrah an-Naml, Verse 40

Coloring 2.2b

Can you count how many favors are in this picture?



Lesson 2.3: Allah is Everywhere

The Apple Story


One day, Sister Leila gave each of her kindergarten students a shiny red apple. She told them that they each needed to go to a secret hiding place where nobody could see them and eat their apples over there. One student hid under a desk. Another student went behind the bookshelf. One girl hid behind the door. One boy even hid in the closet. But Alia wandered around the room, searching for a hiding place. Finally, she went back to her seat and didn't eat the apple.

After five minutes, the teacher called them back to the rug. She asked them where they hid and how the apple tasted. Zahra said, "I hid under the desk, and my apple was sweet and yummy!" Sister Leila noticed that Alia hadn't eaten her apple. She asked her, "Alia, why didn't you eat your apple?"

Alia said, "I tried to look for a good hiding place. I thought about hiding underneath the table or behind the door, or even in the closet, but then I realized that no matter where I hid, Allah would be able to see me, and you had asked us to eat the apple where no one could see us. That's why I couldn't eat my apple."


Sister Leila smiled and said, "Māshā'Allāh! That's correct! Allah is everywhere!"

الله



Lesson 2.3 (cont'd)





Allah is at our schools and everywhere we roam.
He's even with when we play in our homes!
Where else is Allah?


7



Allah created birds, fish, butterflies, and flowers.
SubhānAllāh,* everywhere I look, I see Allah's power.
What creatures do you see that Allah created?


***Pronunciation Guide:**
h is a heavy "ha" sound that comes from the middle of the throat; ā is an elongated "a" sound, like "aa"

8



I love to hear the singing birds so high up in the tree.
Allah is also there, watching over you and me!
How many beautiful birds are on the cherry tree?

11



Allah made baby chicks so cute with perfect faces, hands, and feet. We know Allah is there when they pop out of their eggs and go "Cheep!"
Chicks are baby chickens. What other types of babies has Allah created?

9

Lesson 2.3 (cont'd)



Qur'an Connection 2.3

Allah is Everywhere



أَلَمْ يَعْلَم بِأَنَّ اللَّهَ يَرَىٰ

Do you not know that Allah is always watching?

Sūrah al-‘Alaq, Verse 14

Coloring 2.3

“Do you not know
that Allah is always
watching?”

Sūrah al-‘Alāq, Verse 14



Lesson 2.4: The Qur'ān

There is a special book that contains the words of Allah, and if we read it, it is as if Allah is talking to us.

The name of the book is the Qur'ān. This book only has the words of Allah, which He sent down to our Prophet Muḥammad (ﷺ). Our Prophet (ﷺ) then recited the words to the people, and it was written down in the Arabic language.

The Qur'ān has not been changed since it first came down to the people. Allah has protected it from anyone changing His words.

In the Qur'ān, Allah tells us true stories about the Prophets. He teaches us about making good choices and bad choices, and He tells us how He wants us to act. It is a very important book that we should get to know very well so we can know what Allah wants from us.

We should take proper care of the Qur'ān because it is such a special book. We should hold the Qur'ān properly, never leave it open when no one is reading it, and we should not touch the writing without first doing wuḍū'. It is also good to cover your hair (for girls), face the qiblah, and say bismillāh before you start reading the Qur'ān.

We should learn to recite verses from the Qur'ān. We can also learn Arabic so that we can read the Qur'ān, and try our best to understand the meaning of the Qur'ān in order to behave in the way Allah wants us to!

Ḥadīth Time 2.4


Prophet Muḥammad (ṣ) said:

“Angels visit the house in which the Qur’ān is recited.”



Coloring 2.4

**Prophet Muhammad (ﷺ) said:
“Angels visit the house
in which the Qur'ān is
recited.”**



CHAPTER 3

SHAHĀDAH
(TESTIMONY OF
FAITH)

Lesson 3.1: Shahādah

لَا إِلَهَ إِلَّا اللَّهُ

Lā ilāha illallāh

There is no god except Allah

مُحَمَّدٌ رَسُولُ اللَّهِ

Muḥmmadur Rasūlullāh

Prophet Muḥammad (ṣ) is the Messenger of Allah

عَلِيٌّ وَآلِيٌّ اللَّهِ

‘Alīyun Wālīyullāh

Imām ‘Alī (‘a) is one who is close to Allah

وَصِيُّ رَسُولِ اللَّهِ

Waṣīyyu Rasūlillāh

Imām ‘Alī (‘a) is the leader after Prophet Muḥammad (ṣ)

وَخَلِيفَتُهُ بِأَلَا فَصْلٍ

Wa khālīfatuhu bilā faṣl

Imām ‘Alī (‘a) is the true khālīfah

Lesson 3.1 Learning Aid

1

Lā ilāha illallāh

There is no God except Allah

Students will hold up one finger to signify that there is only one God.




1

2

Muḥmmadur Rasūlullāh
Prophet Muḥammad (ṣ) is
the messenger of Allah

Students will flap their arms
like a messenger bird.

Please emphasize that this
action is only to explain what
messenger means.



2

3

‘Alīyun Walīyullāh

Imām ‘Alī (‘a) is one who is
close to Allah

Students will hold their hands
together to signify that Allah
chose Imām ‘Alī (‘a).




3

4

Waṣīyyu Rasūlullāh

Imām ‘Alī (‘a) is the leader
after Prophet Muḥammad (ṣ)

Students will reenact the
scene of the event of Ghadīr.



4

5

Wa khalīfatuhu bilā faṣl
Imām ‘Alī (‘a) is the true
khalīfah

Students will make a crown
on their head, because a
khalīfah is like a king.



5

Coloring 3.1

Allah is One

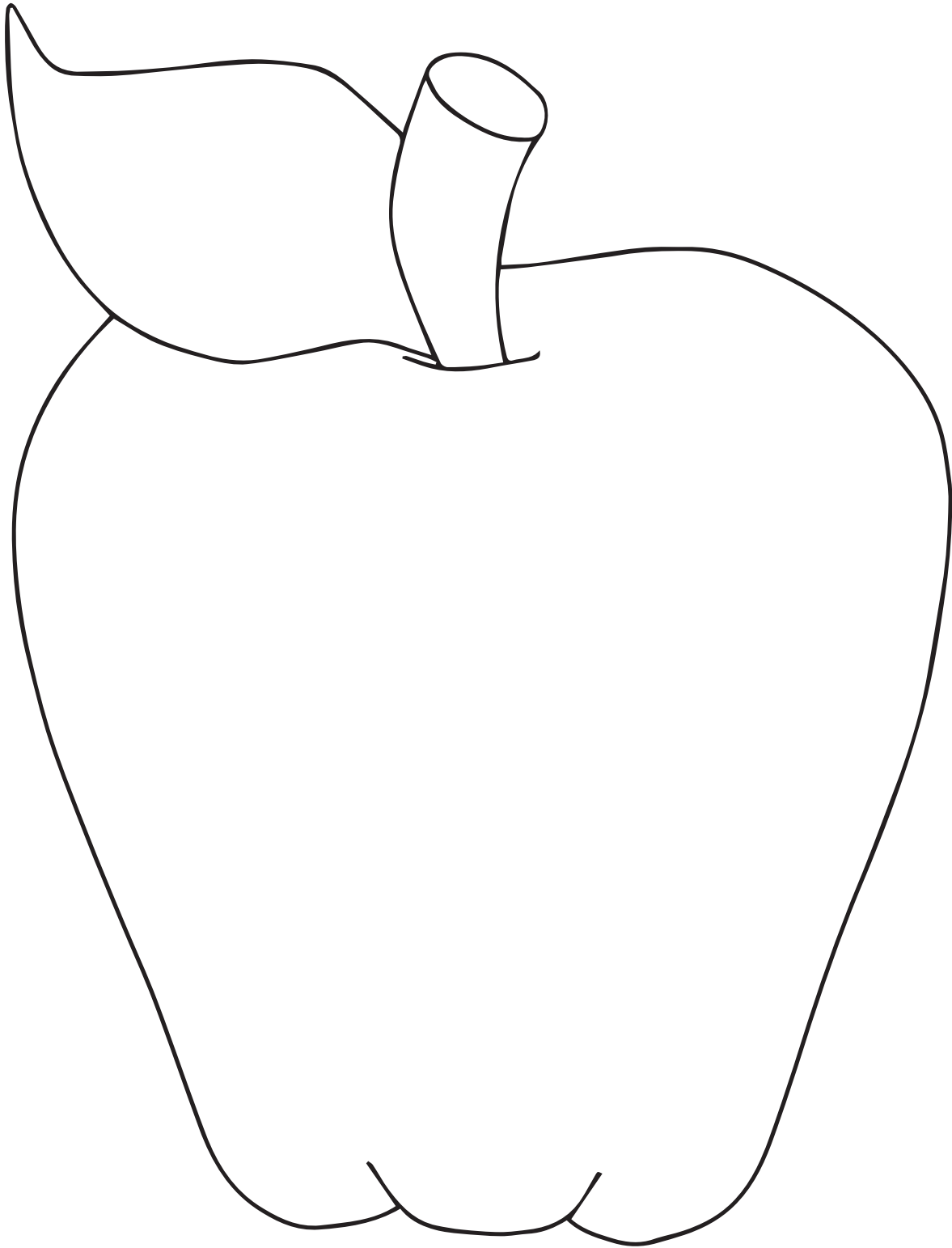
While saying “There is no god but Allah,” color the picture.



**THIS PAGE HAS BEEN
PURPOSELY LEFT BLANK**

Art Extension 3.2

Prophet Muḥammad (ﷺ) was the Messenger of Allah and taught us to do good deeds. Draw and color a good deed that you can do to make Allah and His Messenger happy.



**THIS PAGE HAS BEEN
PURPOSELY LEFT BLANK**

Coloring 3.2a



Prophet
Muhammad (ﷺ)

Coloring 3.2b



**PROPHET
MUHAMMAD (ﷺ) IS
THE MESSENGER OF
ALLAH**

Coloring 3.3



**IMAM 'ALĪ ('A) IS
THE ONE WHO IS
CLOSE TO ALLAH**

Worksheet 3.3

Circle the pictures that show a good leader like Imām 'Alī ('a).



Stealing



Praying




Reading Qur'an



Fighting



Saving someone



Feeding animals




Helping the poor




Being messy

Coloring 3.4



IMAM 'ALĪ ('A)
IS THE LEADER
AFTER PROPHET
MUḤAMMAD (S)

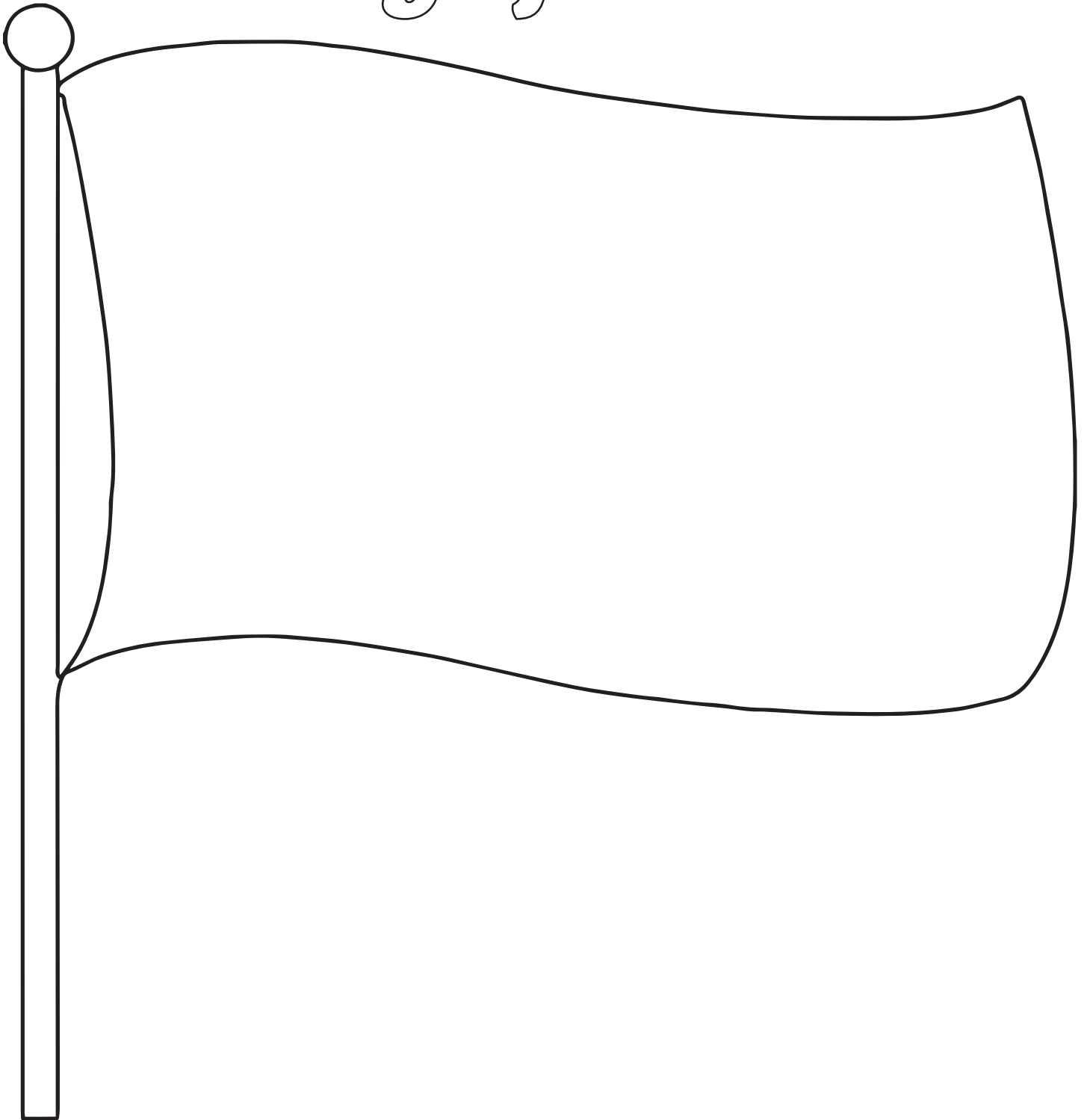
Coloring 3.5




**IMAM 'ALĪ ('A) IS
THE FIRST AND
TRUE KHALĪFAH**

Art Extension 3.5

*The Shahādah is the
Flag of Islam*



**THIS PAGE HAS BEEN
PURPOSELY LEFT BLANK**



**THIS PAGE HAS BEEN
PURPOSELY LEFT BLANK**

HISTORY



CHAPTER 1
PROPHETS

Coloring 1.1

Color the number of Prophets Allah has sent to guide us!

124,000

Lesson 1.2: Prophet Ādam (‘A)

Long long ago, there was no earth, no sky, no sun or moon. Then Allah decided to make a beautiful world.

Allah just said, “Be!” and He created the earth and the sky, the bright sun, the shining moon, twinkling stars, the tall mountains, and big oceans and seas.

Allah made the earth go around the sun in circles so that there would be day and night and many different seasons, too. Allah made the clouds and caused rain to fall and grass to grow. Soon, the earth was full of lovely flowers — roses, tulips, pansies, daisies, lupins, and tall trees. Allah created all the animals and birds and insects, from the little black ant and the busy bees to the big eagles that fly high above. He created the tiny goldfish, the big whale, and also the elephants, lions, tigers, hippos, zebras, tall giraffes, fluffy rabbits, squirrels, horses, cows, goats, sheep, bears, and all the wonderful creatures that you see. Allah made them all!

Look at all the juicy fruits in the market: oranges, sweet grapes, soft bananas, pears, pineapples, mangoes, cherries, and crunchy apples. Where did all of these fruits come from? Allah made them all grow on trees. Allah also made all the vegetables we love to eat: corn, potatoes, carrots, lettuce, peas and all the other yummy foods we eat.

Thank you, Allah, for making such a wonderful world!



Lesson 1.2: (con't)

Then, Allah decided to make a human being. Allah made the first human being out of mud and clay and called him Ādam. Then, Allah gave a soul to Ādam and, all of a sudden, Ādam came to life!

Allah decided that Ādam was going to be the first human being and also the First Nabī, or Prophet, on earth. A nabī is someone whom Allah chooses to guide other human beings and to teach others about Allah's religion, Islam. So, Nabī Ādam (‘a) is the father of all human beings and also the first Nabī (Prophet).

Allah taught Nabī Ādam (‘a) many things and gave him a lot of knowledge. He gave Nabī Ādam (‘a) the ability to see with his eyes, smell with his nose, taste with his tongue, hear with his ears, and feel with his skin.

Then, Allah created the first woman and called her Ḥaḍrat Hawwā’ (‘a). Allah wanted Prophet Ādam (‘a) and Ḥaḍrat Hawwā’ (‘a) to live together as the first family in the world.


So, Allah put Nabī Ādam (‘a) and Ḥaḍrat Hawwā’ (‘a) in a beautiful garden and told them to live there happily.

All the human beings you see in the world today, of different colors and speaking different languages, are the children of Prophet Ādam (‘a) and Ḥaḍrat Hawwā’ (‘a). You and I are the children of Nabī Ādam (‘a) and Ḥaḍrat Hawwā’ (‘a), too!



Worksheet 1.2

Draw some of the beautiful things that Allah created in this world.



Lesson 1.3: Prophet Muḥammad (ﷺ)

The Prophet and the Woman Who Threw Trash

Prophet Muḥammad (ﷺ) was a very kind person and he never got angry, even when people were very mean to him.

There was one old woman who acted very bad. She used to throw garbage on the Noble Prophet (ﷺ) whenever he passed by her house.

Prophet Muḥammad (ﷺ) had to pass her house every morning on the way to the masjid, and every single morning, this mean



old woman used to throw her dirty trash on him. However, the Prophet (ﷺ) did not get mad or angry with her. He continued to walk to the masjid peacefully.

One morning, as Prophet Muḥammad (ﷺ) was passing the old woman's house on the way to the masjid, he didn't see or feel any trash being thrown on him. He stopped and asked the old woman's neighbor if she was alright, because she was not there to throw garbage on him.

The neighbor told him that the old woman was sick in bed. So, Prophet Muḥammad (ﷺ) went to see the old woman because it is good to visit people when they are sick and ask them if they need anything.

When the old woman saw Prophet Muḥammad (ﷺ), she thought he had come to yell at her and asked him, "Why did you wait until I was sick to come and yell at me? Why didn't you come when I was well and strong?"

Prophet Muḥammad (ﷺ) told the old woman that he had not come to yell at her, but to visit her and look after her because she was not well. He said, "Allah tells us to look after people who are sick."

The old woman was so surprised that Prophet Muḥammad (ﷺ) was so kind to her, even after she had been so mean to him. She realized what a good man Prophet Muḥammad (ﷺ) was and decided from then on to listen to him and become a Muslim.

Coloring 1.3a

Color the picture.



Coloring 1.3b

Color Masjid an-Nabī. Remember, the dome is green!



Lesson 1.4: Reciting Ṣalawāt

Reciting Ṣalawāt



When the Noble Prophet (ﷺ) went up to the heavens during Mi'raj, he saw an angel who had 1,000 hands, and every hand had 1,000 fingers!

The Prophet (ﷺ) asked, "O Angel, why do you have so many hands and fingers?"

The angel replied, "These are so I can count every drop of rain that has fallen. I know exactly where each drop has landed, whether in the jungle or the sea. I even know how many drops of rain have fallen since the world was created. But there is one thing that I cannot count."

The Prophet (ﷺ) asked, "What is that?"

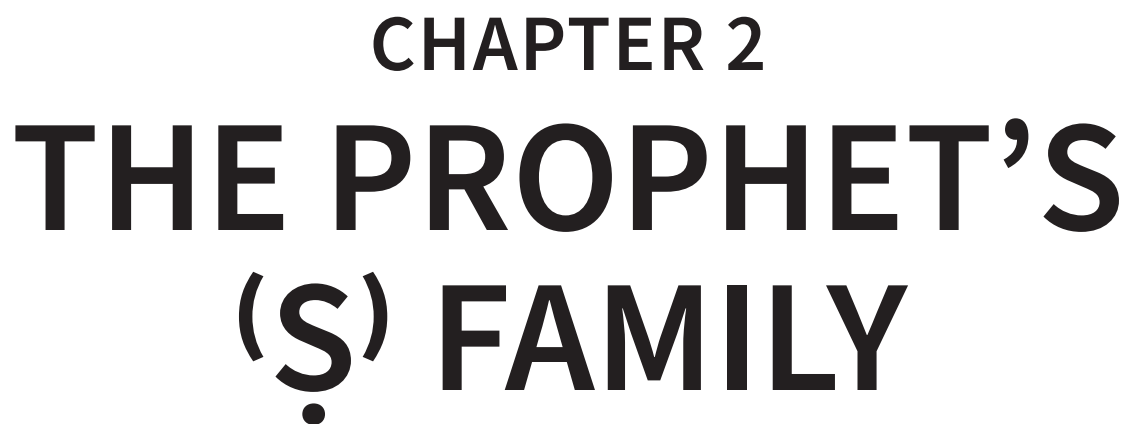
The angel replied, "Any time a group of people recite a ṣalawāt together, I cannot count the reward that they receive for reciting that ṣalawāt!"

Coloring 1.4

Recite Şalawāt

*Allāhumma ṣalli 'alā
Muḥammad wa āli
Muḥammad*



















CHAPTER 2
**THE PROPHET'S
(Ş) FAMILY**


Worksheet 2.1

There are 14 hearts to remember the 14 Ma'şūmīn. Write a number in each heart. Then, color in the hearts!




Lesson 2.2: The Story of the Cloak

The Story of the Cloak



Once upon a time, long ago in Medina, something exciting happened in the home of Sayyidah Fāṭimah (ʿa).



Sayyidah Fāṭimah (ʿa) heard a knock at the door. She opened it and was delighted to see her father, Prophet Muḥammad (ṣ).


He greeted her by saying, “Salāmun ʿalaykum,” and she replied, “Wa ʿalaykum salām.”

However, her father wasn't feeling well, so Sayyidah Fāṭimah (ʿa), being a good daughter, asked Allah to help her father feel better. As he entered her home, he asked his daughter for a kisāʾ, or cloak, to cover himself with.




Sayyidah Fāṭimah (ʿa) gave her father the kisā' and covered him with it. As she was covering him, she began to notice his face was shining bright like a full moon!

After some time, Sayyidah Fāṭimah's (ʿa) son Imām Ḥasan (ʿa) came in with such excitement and said, "Salāmun ʿalaykum, O Mother, what is that sweet smell? Is it my grandfather?" She replied, "Wa ʿalaykum salām. Yes, he is resting underneath the kisā'."



Imām Ḥasan (‘a) then went to the kisā’ and greeted his grandfather, “Salāmun ‘alaykum, O Grandfather, can I come inside the kisā’ with you?” His grandfather replied, “Wa ‘alaykum salām, my beloved, yes, please come under the kisā’ with me.”

Then, after a while, her other son Imām Ḥusayn (‘a) came rushing into the room and exclaimed, “Salāmun ‘alaykum, O Mother, is that sweet perfume in the air my grandfather?” Sayyidah Fāṭimah (‘a) replied, “Wa ‘alaykum salām. Yes, he is under the kisā’.”



Imām Ḥusayn (‘a) then went to the kisā’ and said, “Salāmun ‘alaykum, O Grandfather, may I please come in?” The Prophet (ﷺ) replied with kindness, “Wa ‘alaykum salām. Yes, please come in.”

Soon after, the father of Imām Ḥasan (‘a) and Imām Ḥusayn (‘a), Imām ‘Alī (‘a), walked over to his wife and said, “Salāmun ‘alaykum, O Daughter of the Prophet. I smell the sweetness of my cousin and brother, the Prophet of Allah.”




Sayyidah Fāṭimah (‘a) replied, “Wa ‘alaykum salām. Yes, you are right, O Leader of the Muslims. My father is under the kisā’ with our two sons.”

Imām ‘Alī (‘a) walked over to the kisā’ and said, “Salāmun ‘alaykum, O Prophet of Allah, may I come under the kisā’?” The Prophet (ﷺ) replied, “Wa ‘alaykum salām. Yes, O leader of the believers, please come in.”

Sayyidah Fāṭimah (‘a) looked over and saw that her two sons, husband, and father were all under the kisā’. She then walked towards the kisā’ and asked her father, “O my dear father, may I come in, too?” The Prophet of Allah (ﷺ) replied, “Yes, my daughter, please come in.”

As soon as she entered, her father held both ends of the kisā’ and raised his right hand towards the heavens and said the following du‘ā:



“O Allah, these are the people of my family (Ahl al-Bayt). They are very special to me. Whoever hurts them, hurts me too. Whoever makes them sad, makes me sad, too. I don't like those people who don't like them. I love those people who love them. I am the enemy of their enemies, and I am the friend of their friends. They are a part of me, and I am a part of them. O Allah! Send Your most special blessings and gifts upon me and upon them. And remove all impurity from them and keep them thoroughly pure.”

In the Heavens, Almighty Allah said to his angels, “O My angels! I have created the sky, the big earth, the bright moon, the shining sun, the spinning planets, the flowing seas, and the sailing ships for the love of these five people lying underneath the kisā’.”

Angel Jabrā`īl asked, “O Allah! Who are those people under the kisā`?”

Allah answered, “They are Sayyidah Fāṭimah, her father, her husband, and her two sons. They are the family of Prophet Muḥammad, who will tell people about my message.”

“O my Lord,” Jabrā`īl asked, “Will You allow me to go down to Earth to be the sixth person under the kisā`?”

Allah the Almighty said, “Yes, I allow you.”

Jabrā`īl went down and greeted them, “Salāmun `alaykum, O Allah’s Messenger! The High (Allah) sends His special salām to you, and says, ‘By My greatness, I promise that I have only created the beautiful sky, large earth, glowing moon, shining sun, spinning planets, flowing oceans, and sailing ships for your sake and for your love.’”

He also allowed me to join you (under this kisā`). O Allah’s Messenger, will you allow me to join you?”

Allah’s Messenger replied, “Wa `alaykum salām, O Angel Jabrā`īl. Yes, I allow you.”



So, Jabrā'īl joined the Ahl al-Bayt under the kisā'. He said to the Prophet (ﷺ), “Allah has said that He wishes to keep away impurities from you, O Ahl al-Bayt, and to purify you with a complete purification.”

The Prophet (ﷺ) said, “I swear by Allah that whenever this story of the kisā' is mentioned in a gathering of our believers and lovers, Allah will certainly shower His blessings and gifts down on them, and the angels will surround them and ask for forgiveness for them until they leave that gathering.”

This beautiful event for Sayyidah Fāṭimah (‘a) came to be known as the Story of the Kisā'.


Coloring 2.2a

Color the number 5 to remember the Ahl al-Kisā' who were underneath the Kisā' (Cloak).




Coloring 2.2b

Color the picture below.



Coloring 2.2c


Color the picture below.



**THIS PAGE HAS BEEN
PURPOSELY LEFT BLANK**

Art Extension 2.2


Color the kisā' on the next page, then cut out the pictures below and paste them in the kisā'.



The Noble Prophet (ﷺ)




Imām 'Alī ('a)



Sayyidah Fāṭimah ('a)




Imām Ḥasan ('a)



Imām Ḥusayn ('a)

**THIS PAGE HAS BEEN
PURPOSELY LEFT BLANK**













Ahl al-Kisā'



**THIS PAGE HAS BEEN
PURPOSELY LEFT BLANK**

Worksheet 2.3

Cut out the 12 stars and the caption and paste them onto the sky on the next page.



THE IMĀMS ARE LIKE BRIGHT STARS
THAT GUIDE US IN THE NIGHT.

**THIS PAGE HAS BEEN
PURPOSELY LEFT BLANK**

**THIS PAGE HAS BEEN
PURPOSELY LEFT BLANK**


Lesson 2.4: Our Living Imām

Our 12th Imām is Imām al-Mahdī (‘aj). Imām al-Mahdī (‘aj) is different from the other Imāms because all the other Imāms have passed away and returned to Allah, but Imām al-Mahdī (‘aj) is still living on Earth with us! This is because Allah does not want to leave people without a leader on Earth. But our Imām did not have enough friends to help him, and his life was in danger, so Allah hid him to keep him safe! We cannot see him, but he can see and hear us.

Imām al-Mahdī (‘aj) is hidden from us because he is waiting for Muslims to do good and be his supporters. Whenever Allah decides, Imām al-Mahdī (‘aj) will appear and not be hidden from us anymore, and he will lead the way to make a perfect world for us. Even though we can’t see him, he is still there. When it is cloudy outside, we can’t see the sun because the clouds are hiding it. But even when the sun is hidden behind the clouds, it’s still there! Imām al-Mahdī (‘aj) is just like the sun! He is also hidden behind the clouds, but we know he’s still there.

Whenever we hear the name of the Prophet (ﷺ), it is good to recite ṣalawāt. When we hear the name of our 12th Imām, Imām al-Mahdī (‘aj), one way to show our love and respect is by reciting ṣalawāt, standing up, and greeting him by putting our hand on our head. This is because he is still alive and inshā’Allāh can hear us as we speak.

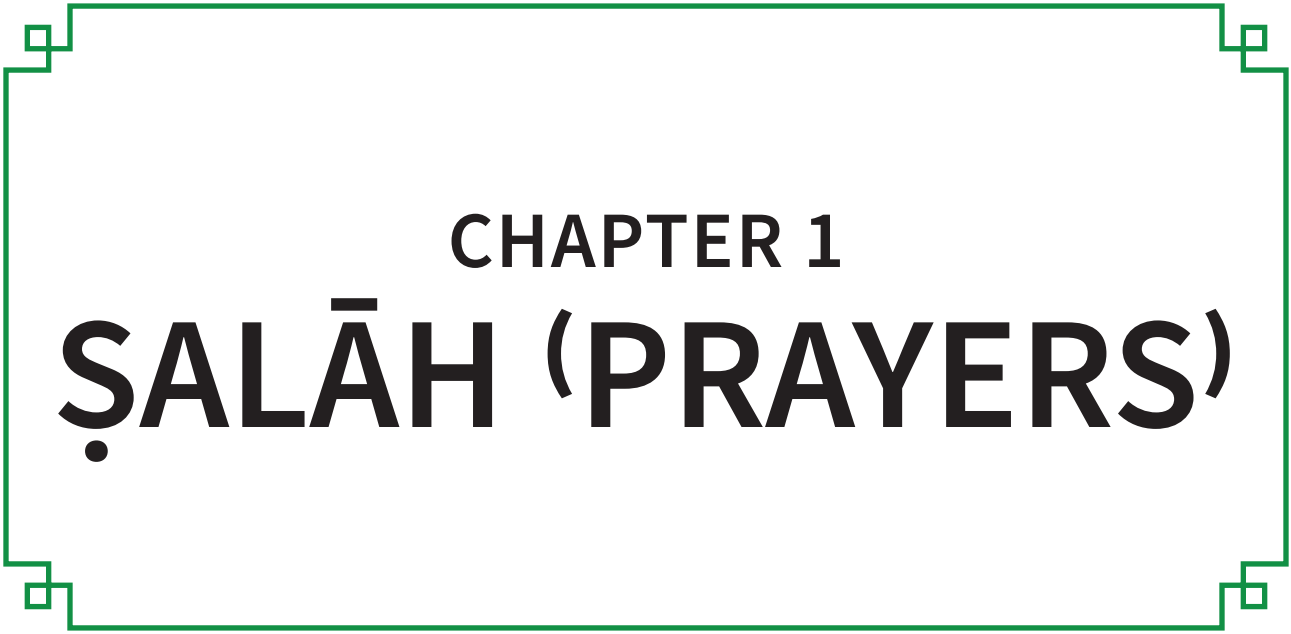
Coloring 2.4



**IMĀM AL-MAHDĪ
(‘AJ) IS LIKE THE
SUN HIDDEN
BEHIND THE
CLOUDS**

FIQH

(ISLAMIC LAW)



CHAPTER 1
ŞALĀH (PRAYERS)

Lesson 1.1: Şalāh

Our Prophet (ﷺ) has said that the best of actions is şalāh and that it is the key to Heaven.

Şalāh means prayer or talking to Allah in a special way.

We do not need anything except for our own mouths to talk to Allah. Allah made us and looks after us. He knows when we are happy and when we are sad. He knows when we are good and when we are mean. He has given us everything. We love Allah. Allah loves us, too, and He wants to talk to us. That is why He sent us the Qur'ān, the Prophets, and the Ma'şūmīn. But Allah wants us to talk to Him, too. So, He sent the Qur'ān and Prophet Muḥammad to teach us how to offer şalāh. Şalāh is talking to Allah. We can talk to Allah anywhere and about anything. He always hears and understands. He hears us if we whisper, if we shout, or even if we think of something in our minds!


We can talk to Allah as many times we want to. However, sometimes people get so busy that they may forget to talk to Allah, and this is not good because He made us and gave us everything. Since Allah doesn't want us to forget, and He knows what is best for us, He has taught us how many times and exactly how to pray to Him. He has taught us that there are 5 prayers at different times that all Muslims have to do when they reach a certain age. Outside of these times, you can talk to Allah whenever you want. You do not have to wait until it's the time of şalāh. Before you offer şalāh, you have to do wuḍū', which is a special way of washing yourself.

Şalāh is one of the most important things that makes a Muslim different from someone who is not a Muslim. If someone does not offer şalāh, they are losing out on great rewards from Allah!

Worksheet 1.1

How to Talk to Allah (Ṣalāh)

In the first box, draw ways you can talk to people. In the second box, draw how you can talk to Allah.



Ḥadīth Time 1.1

The Noble Prophet (ṣ) said:
“Ṣalāh is the key to Heaven.”





Coloring 1.1a

*The Noble Prophet (ﷺ) said,
“Ṣalāh is the key to
Heaven.”*

Nahj al-Faṣāḥah, Ḥadith #1588



Coloring 1.1b



Lesson 1.2: Adhān

Adhān

1

اللَّهُ أَكْبَرُ

Allah is the Greatest

4x

2

أَشْهَدُ أَنْ لَا إِلَهَ إِلَّا اللَّهُ

I know that there is no god but Allah

2x

3

أَشْهَدُ أَنَّ مُحَمَّدًا رَسُولُ اللَّهِ

I know that Muḥammad is the Messenger of Allah

2x

4

أَشْهَدُ أَنَّ عَلِيًّا وَاقِفٌ عَلَى اللَّهِ

I know that 'Alī is one who is close to Allah

2x

5

حَيِّ عَلَى الصَّلَاةِ

Hurry to Prayer

2x

6

حَيِّ عَلَى الْفَلَاحِ

Hurry to success

2x

7

حَيِّ عَلَى خَيْرِ الْعَمَلِ

Hurry to the best deed

2x

8

اللَّهُ أَكْبَرُ

Allah is the Greatest

2x

9

لَا إِلَهَ إِلَّا اللَّهُ

I know that there is no god but Allah

2x

Lesson 1.2 Learning Aid

Lines 1&8

Students will do takbīr to show that they are pushing away everyone and everything except Allah since He is the Greatest.



Lines 1 & 8



Lines 2 & 9

Lines 2&9

Students will hold up one finger to signify that there is only 1 Allah.

Line 3

Students will flap their arms like a messenger bird.



Line 3



Line 4

Line 4

Students will hold their hands together to signify that Allah chose Imām ‘Alī(‘a).

Lines 5-7

Students will pretend to run, since they should hurry to ṣalāh, success, and the best of actions.



Lines 5-7

Lesson 1.3: Ṣalāh Timings



Before Dawn
Fajr Time

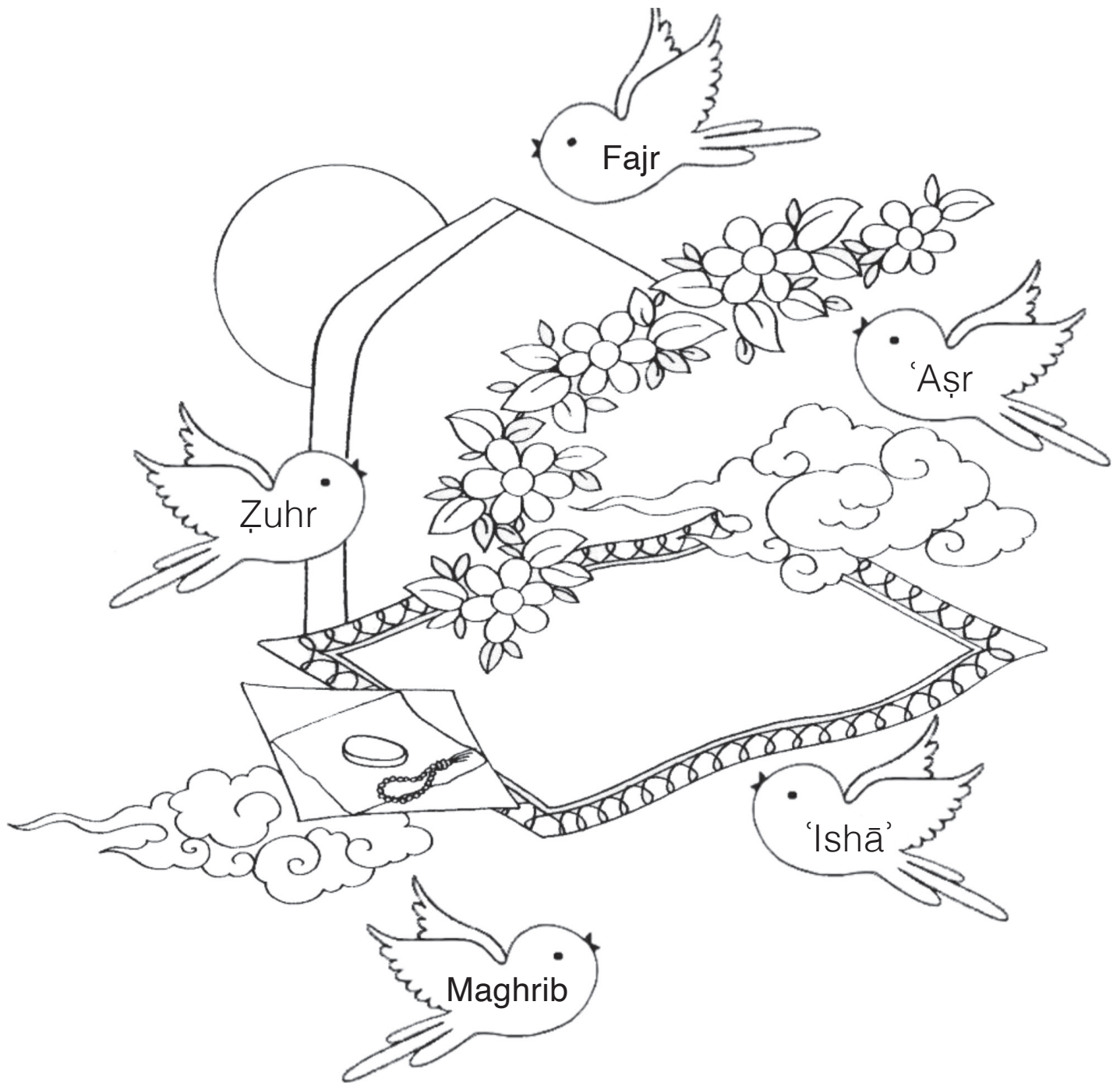


Day - Around Noon
Ẓuhr-‘Aṣr Time



After Sunset
Maḡrib-‘Ishā’ Time

Coloring 1.3



Worksheet 1.3a

Circle and color in the number of raka'āt for this prayer.

Fajr

2

3

4

In the box below, draw and color a picture of what it would look like outside during this prayer.



Worksheet 1.3b

Circle and color in the number of raka'āt for this prayer.

Zuhr

2

3

4

In the box below, draw and color a picture of what it would look like outside during this prayer.

Worksheet 1.3c

Circle and color in the number of raka'āt for this prayer.


‘Asr

2

3

4

In the box below, draw and color a picture of what it would look like outside during this prayer.



Worksheet 1.3d

Circle and color in the number of raka'āt for this prayer.


Maghrib

2

3

4

In the box below, draw and color a picture of what it would look like outside during this prayer.



Worksheet 1.3e

Circle and color in the number of raka'āt for this prayer.

‘Ishā’

2

3

4

In the box below, draw and color a picture of what it would look like outside during this prayer.

Lesson 1.4: Positions in Prayer



Takbīrat ul-Iḥrām


To begin ṣalāh, you have to do takbīrat ul-iḥrām. Takbīrat ul-iḥrām is the first “Allāhu Akbar” that you say in ṣalāh.

As you are saying takbīrat ul-iḥrām, you should raise your hands to your ears with your palms facing forward.

When you say this “Allāhu Akbar,” your ṣalāh has begun! Try not to look around and keep your eyes on your turbah, just like Ali is doing in the picture.

Lesson 1.4 (cont'd)

Qiyām



Qiyām is the special way that you should stand in ṣalāh.

While you're standing in qiyām, it is better for girls to keep their feet together and for boys to keep their feet slightly apart.

Is Fatimah doing qiyām properly?



Rukū'

In ṣalāh, after you do qiyām, you do ruku'. Rukū' is bowing down.

During ruku', girls should put their hands above their knees and slightly bend their knees. Boys should put their hands on their knees and push their knees back.


Lesson 1.4 (cont'd)



Sujūd/Sajdah

After qiyām and rukū', you must go to sajdah. Sajdah is when you put your head on the ground on a turbah. Your palms, knees, and big toes must also touch the ground. There are two sajdahs in each rak'ah.

Can you name Ali's 7 body parts that have to touch the ground?



Qunūt


Qunūt is a special way of asking Allah for something in the second rak'ah of ṣalāh. In qunūt, you can ask Allah for anything! Remember, ask for the important things, like for Allah to take care of your parents, protect all the people around the world, make you a good Muslim, and take you and your family and friends to heaven.

Worksheet 1.4

For every position in prayer, match the name with the drawing.




QIYĀM



TAKBĪRAT UL-IḤRĀM



SUJŪD/SAJDAH



QUNŪT



RUKŪ'

Worksheet 1.5

Good Manners During Ṣalāh

Circle the pictures that show good manners during ṣalāh.

Cross out those things that show bad manners during ṣalāh.




Wearing dirty clothes for ṣalāh




Offering ṣalāh on time



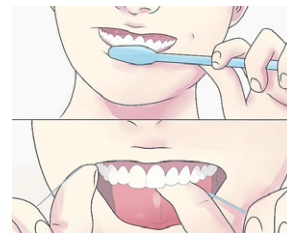
Following the leader of ṣalāh



Talking with friends during ṣalāh



Watching TV at the time ṣalāh



Brushing your teeth before ṣalāh




CHAPTER 2
NAJĀSAH

Lesson 2.1: Najāsah

Scenario 1: Urine & Stool

Zahra had to use the bathroom. After she was done, she used the watering can to wash herself 2 times. This was the special way she made herself clean.



Scenario 2: Blood

Ahmad was playing in the yard when he fell and scraped his arm. It started bleeding. Because blood is najis, he had to wash it in a special way. He made sure that the blood didn't get anywhere else, and went to the sink and washed his elbow under the running water. This was the special way he made himself clean.

Scenario 3: Dogs

Khadijah was playing in the park and saw a little puppy. It ran over to her and brushed up against her legs. Khadijah's mom reminded her, "If you pet the dog and it's wet or it licks you, you have to wash yourself in a special way because wet dogs and their tongues are najis." Before Khadijah could get away from the dog, it licked her hand. So, she washed her hand under the sink. This was the special way she made herself clean.




Worksheet 2.1

Najāṣah

Circle the things that are najis.



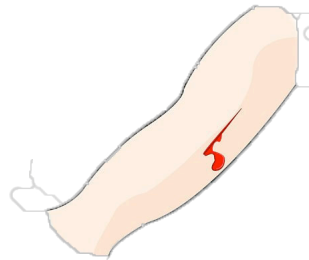
Cat



Pig



Birds



Blood |



Dog



Urine and stool



Flies and insects



Fruits

AKHLĀQ
(ETTIQUETE)

Lesson 1.1: Being Grateful for Allah’s Blessings

Being grateful means thanking Allah for anything and everything He has given us. It also means not whining about things if they don’t go our way and being happy with what we have. We can thank Allah by saying

Alḥamdulillāh - All praise is for Allah!

Once upon a time, on a hot summer day, a poor man was sitting in the street. The 6th Imām, Imām Ja‘far aṣ-Ṣādiq (‘a), saw the poor man as he was walking by. He gave him a bunch of grapes. The poor man said, “Alḥamdulillah!”


When the Imām heard his reply, he gave him 2 bunches of grapes. The man thanked the Imām by saying, “Alḥamdulillah!” When the Imām heard this, he gave him a coin. Again, the man said, “Alḥamdulillah!” The Imām then gave him a whole bag of gold coins. This time, the poor man said, “Thank you!” The Imām didn’t give him anything else. The poor man said, “I thought if I kept saying alḥamdulillah, you would have kept giving me more until you would have given me everything you owned!”



Coloring 1.1a

*“If you are thankful,
I will give you more.”*

Sūrah Ibrāhīm, Verse 7



Qur'ān Connection 1.1

Being Thankful



لَئِنْ شَكَرْتُمْ لَأَزِيدَنَّكُمْ

If you are thankful, I will give you more.

Sūrah Ibrāhīm, Verse 7

Coloring 1.1b



Discussion Questions:

- What do you think the family is thanking Allah for?
- Name 5 things you can thank Allah for.

Lesson 2.1: Saying Inshā'Allāh

“Inshā'Allāh” means “If Allah wishes.”

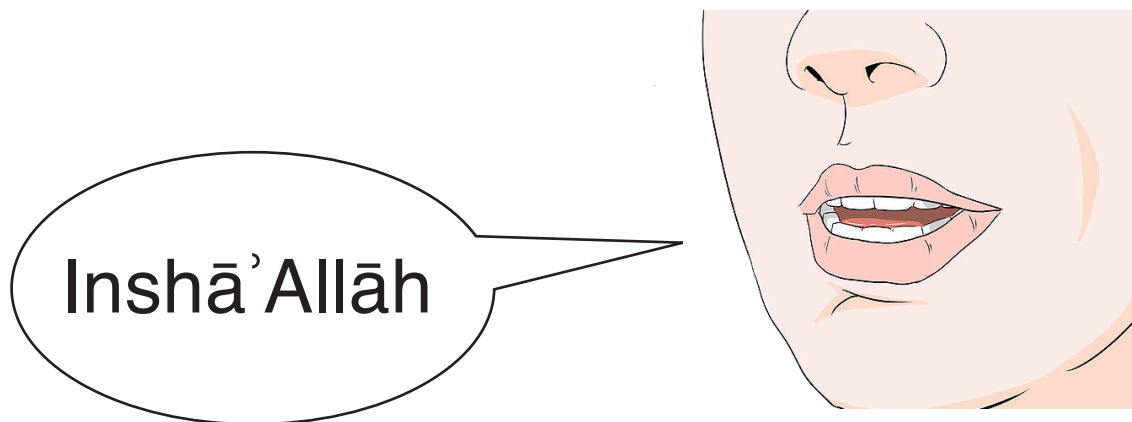
Whenever you have plans to do something, you should say
“inshā'Allāh.”

Allah says in the Qur'ān:

Do not say, “I will indeed do it tomorrow” without saying
inshā'Allāh.

(Noble Qur'ān, 18:23-24)

When you say “inshā'Allāh” after your plan, you are saying “O
Allah, this will happen only if You want it to happen and if it is
good for me.”



Storytime 2.1

Talib Says Inshā'Allāh

Talib's mom always reminded him to say *inshā'Allāh* after he said he was going to do something. One day, Talib was talking to his friend and told him that he was going to go to the circus with his parents.



Talib's mom heard him and told him that he should have said that he was going to go to the circus, *inshā'Allāh*! Talib replied by saying that it was for sure that he was going because his dad had already bought the tickets for the circus and had promised to take him.

That evening, when it was time to go to the circus, Talib and his parents got in the car. On their way over to the circus, the car started to make funny noises and then it stopped. Talib's dad got out to see what was wrong with the car, but he could not get the car to start again. The mechanic was called, but by the time he came and fixed the car, it was

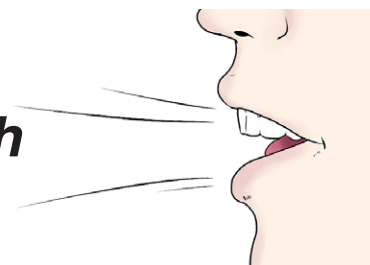
too late to go to the circus, so Talib and his parents drove back home.

The next day, Talib was talking to his friend, and this time he kept saying *inshā'Allāh* after everything he was planning on doing. This is what Talib sounded like:

"I am going to go to school tomorrow, *inshā'Allāh*. Then, after school I am going to my cousin's house, *inshā'Allāh*. We will both then go shopping, *inshā'Allāh*, to buy a present for the celebration, *inshā'Allāh*, that we will both go to, *inshā'Allāh*."


Remember saying *inshā'Allāh* doesn't mean you will *definitely* get to do what you want to do. It means that you know that Allah will do what is *best* for you.

Inshā'Allāh



Worksheet 2.1


Draw a picture of something you will do this weekend, inshā'Allāh.

A large, empty rectangular box with a thin black border, intended for a student to draw a picture of an activity they plan to do over the weekend. The box is currently blank.

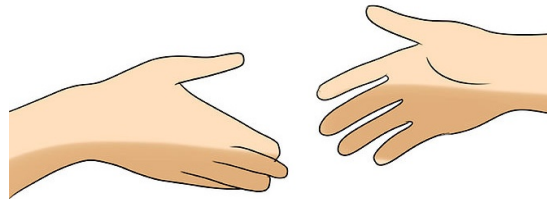
Lesson 3.1: Do Not Be Selfish

Being selfish means caring only about what you want and not about anyone else. The Prophets were never selfish; they cared about all people. Prophet Muḥammad (ṣ) says that a true Muslim cares about how other Muslims are doing.


For example, if you have a toy and your friend wants to play with it you should not be selfish. You should share your toy with your friend. This is because Allah gave you the toy, and you should be nice to those around you, just like Allah has been nice to you.



Allah says in the Qur'ān,
“Be good to others just as Allah has been good to you...”
(Noble Qur'ān, 28:77)




This verse teaches us that we should treat others well, just like Allah treats us well with all the blessings He gives us. Everything we have is from Allah, and Allah says that just like He gives us so much, we should also give to others and not be selfish.



Art Extension 3.1

Draw a picture of yourself sharing something with someone else.



Lesson 4.1: Being Clean

“Allah loves those who are clean.” (Noble Qur’ān, 2:222)

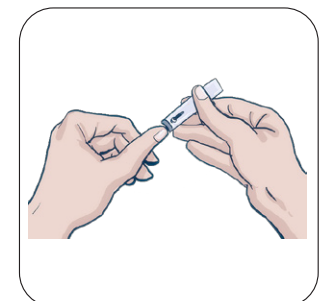

In fact, Prophet Muḥammad (ṣ) has said:

“Being clean is half of our faith.”

This means that being clean is an important part of being a Muslim.

Here are some things that you should do regularly, in order to be clean and please Allah:

1. Brush your teeth, wash your face, and comb your hair every morning
2. Wash yourself after using the bathroom
3. Cut or clip your nails regularly
4. Wash your hands before and after you eat
5. Clean your room and put away your toys after you are done playing with them
6. Wear clean clothes
7. Help pick up crumbs and trash



One hot day, the Prophet’s friends were sitting in the masjid. A man entered the masjid and sat in a corner. His clothes smelt very bad. Someone asked him, “Why do you smell bad?”

He said, “I haven’t showered for a few days.”

The Prophet (ṣ) overheard this and said, “Muslims must keep their bodies clean!”

Qur'ān Connection 4.1

Cleanliness



وَاللَّهُ يُحِبُّ الْمُطَهَّرِينَ


Allah loves those who always keep themselves pure and clean.

Sūrah al-Baqarah, Verse 222

Coloring 4.1

*“Allah loves those who
always keep themselves pure
and clean.”*

Sūrah al-Baqarah, Verse 222



Lesson 5.1: Wasting

In Islam, we are taught that we should not waste. This means that we should not take more than we need and then throw away the extra.




One day, the 8th Imām, Imām ar-Riḍā (‘a), was walking down the street and saw a half-eaten apple on the ground. When he saw this, he said, “Allah does not like those who waste.”

We can make sure that we don’t waste by:

- Using things the way Allah wants us to use them.
- Taking only as much food as we can eat.
- Not buying things we do not need.


Coloring 5.1a

*“Allah does not like those
who waste.”*



Qur'ān Connection 5.1

Do Not Waste



كُلُوا وَاشْرَبُوا وَلَا تُسْرِفُوا

Eat and drink, but do not waste.

Sūrah al-A'raf, Verse 31

Coloring 5.1b

“Eat and drink, but do not waste.”

Sūrah al-A‘rāf, Verse 31



Lesson 6.1: Eating Manners

As Muslims, we should have good manners whenever we do something. Even when we eat, we should make sure that we are using good manners because Allah likes this.

Read through the checklist of good eating manners below:

My Eating Manners Checklist

- ✓ Wash my hands before I eat
- ✓ Say bismillāh before I eat
- ✓ Sit up straight
- ✓ Wait for my parents to begin before I take food
- ✓ Chew my food properly
- ✓ Say alḥamdulillāh after I'm done eating

**THIS PAGE HAS BEEN
PURPOSELY LEFT BLANK**

Ḥadīth Time 6.1a


Chew Properly

Imām 'Alī ('a):



جَوِّدِ الْمَضْغَ

Always chew your food well.

Bihār ul-Anwār, Vol. 62, P. 267



Coloring 6.1a



DISCUSS

How is the little boy not following the ḥadīth?

Ḥadīth Time 6.1b

Washing Your Hands

Imām aṣ-Ṣādiq ('a):



إِغْسِلُوا أَيْدِيَكُمْ قَبْلَ الطَّعَامِ وَبَعْدَهُ

Always wash your hands before and after you eat.

Maḥāsin, Vol. 2, P. 1594



Coloring 6.1b



DISCUSS

How is the little boy not following the ḥadīth?

**THIS PAGE HAS BEEN
PURPOSELY LEFT BLANK**

Art Extension 6.1

Color the placemat below and cut it out.



**THIS PAGE HAS BEEN
PURPOSELY LEFT BLANK**

Lesson 7.1: Kindness to Parents

It is very important for us to be respectful to our parents. Allah tells us that we should be very kind to them and talk to them nicely. We should not be rude or say bad things to our parents. They do so much for us and take care of us, so we should always thank them and respect them. This means that we should talk to them kindly, help them, and listen to them. When we do this, Allah will be very happy with us.

One day, a little boy named Baqir was working on his homework. He became really hungry and wanted a snack. So, he went to the kitchen and opened the cabinet. He saw a new box of his favorite cookies on the top shelf, but they were too high to reach. Even when he stood on a chair, he couldn't get them down. He wanted to ask his mom to get them down for him, but she was sleeping. Even though he really wanted the cookies, he didn't disturb his mom or wake her up, in order to make Allah happy.

When Baqir's mom woke up from her nap, she saw Baqir working on his homework quietly. She said, "MashaAllah, Baqir, you were so quiet; I had such a great nap! To reward you, I'm going to take you out to your favorite ice cream store!"

Baqir was respectful towards his mom, so he was rewarded for his good behavior.

Moral of the story: We should always be kind and considerate to our parents.

Qur'an Connection 7.1

Kindness to Parents



وَبِأَلْوَالِدَيْنِ إِحْسَانًا

And be good to your parents.

Sūrah al-Baqarah, Verse 83

Coloring 7.1

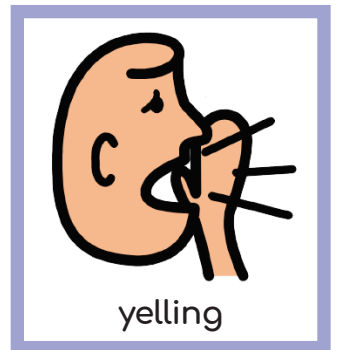


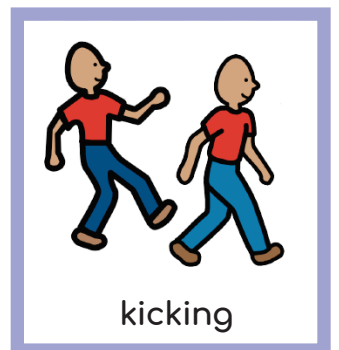



“And be good to your
parents.”

Sūrah al-Baqarah, Verse 83



Good Choices & Bad Choices

Below are pictures of different actions. Which ones are good deeds and which ones are bad deeds? Let your teacher know for the Good Deed Experiment.



SPECIAL OCCASIONS

CHAPTER 1

HAJJ

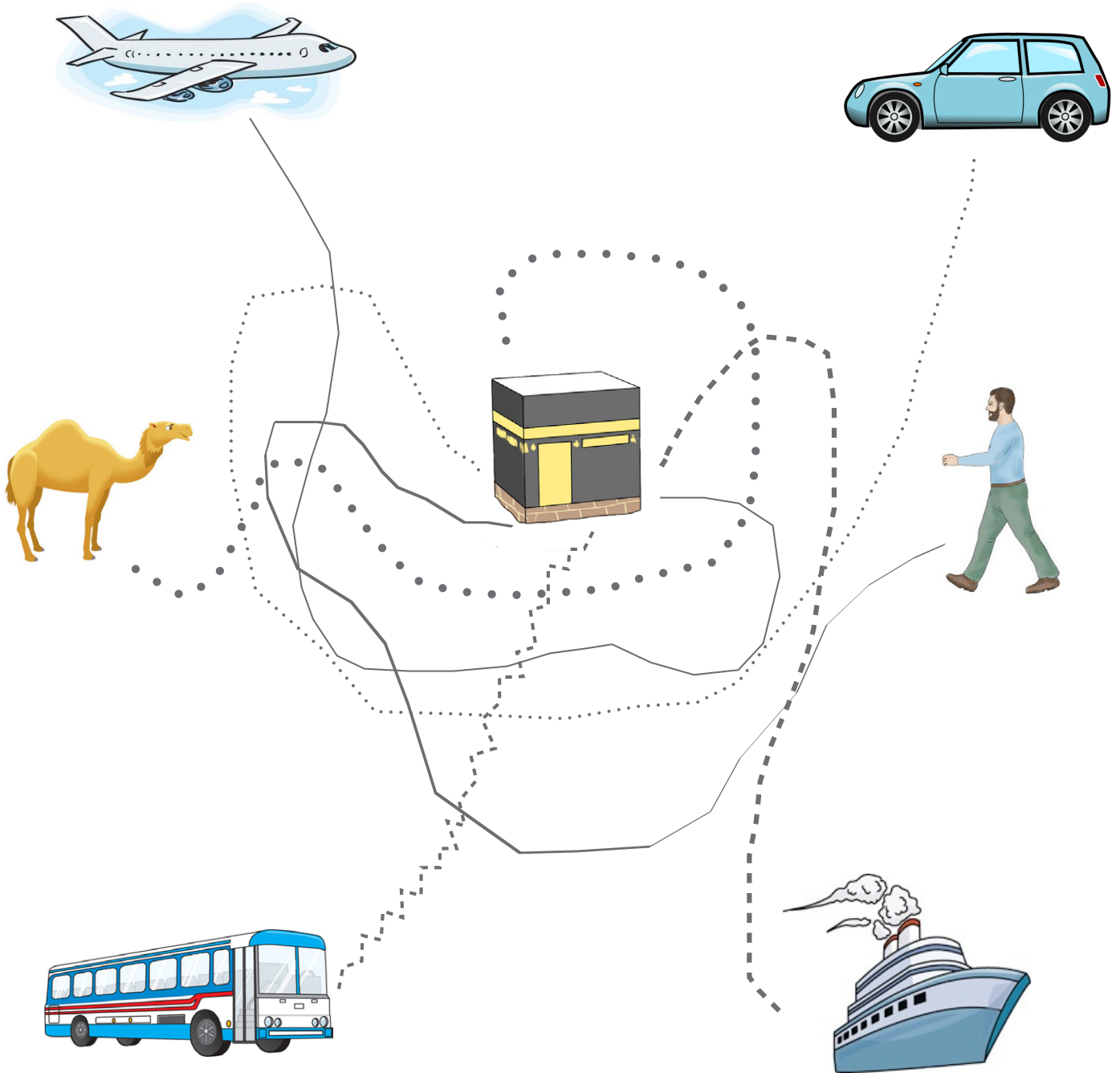
Lesson 1.1: The Ka'bah

Allah ordered Prophet Ibrāhīm (‘a) to build the Ka’bah in Mecca. We face the direction of the Ka’bah everyday when we pray ṣalāh. Every year, many people perform Ḥajj and visit the Ka’bah. They go around the Ka’bah 7 times. Inshā’Allāh, we can all go for Ḥajj soon!




Worksheet 1.1

During Hajj, people go to the Ka'bah in Mecca to pray to Allah. People travel to Mecca many different ways. Trace on the line below to help the people get to the Ka'bah!




Art Extension 1.1a

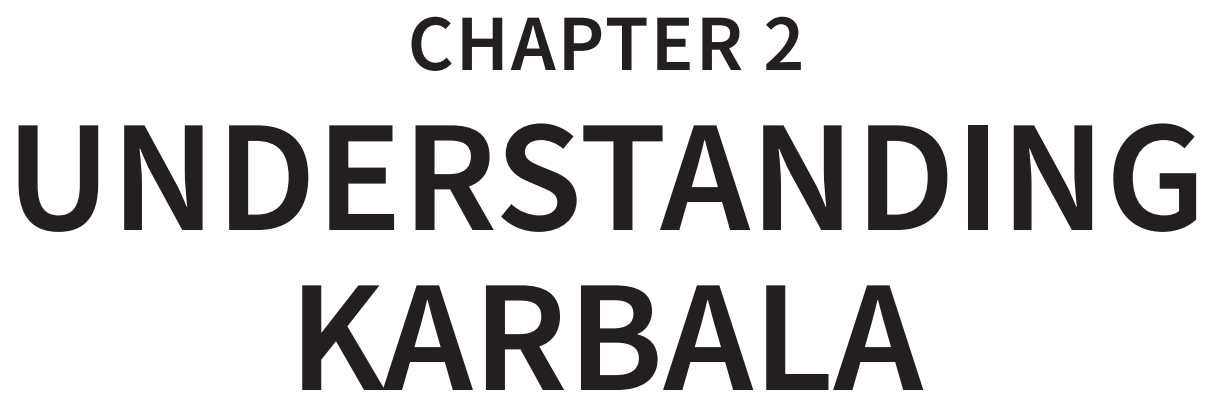
We celebrate Eid al-‘Aḏḩā every year to remember Prophet Ibrāhīm’s sacrifice. Stick cotton balls on the sheep below to make him fluffly.



Art Extension 1.1b

When we go around the Ka'bah 7 times, this is called ṭawāf. You can do ṭawāf with your fingers by dipping them in 7 different colors of paint and going around the Ka'bah below!





CHAPTER 2
UNDERSTANDING
KARBALA

Coloring 2.1

Prophet Muḥammad (ﷺ) said:

ḤUSAYN ('A)

IS FROM ME,

AND I AM

FROM

ḤUSAYN ('A)



END OF KG
ASSESSMENT

Oral Assessment

Name: _____ Date: _____

Directions: Mark the appropriate column for each question.

Key: S: Satisfactory

M: Meets Expectations with help

N: Needs more guidance

#	Questions:	Able to answer on their own	Able to answer with help	Needs more guidance
1.	Which religion do we follow?			
2.	What is a person who follows the religion of Islam called?			
3.	What do Muslims believe in?			
4.	What are some actions that Muslims do to make Allah and their Imām happy? (2-3 are okay)			
5.	What do we say when we see another Muslim?			
6.	What do we say before beginning any activity?			
7	What is the name of the special book that Allah has sent for Muslims?			
8.	Recite the Shahādah (prompt: can be the actions mentioned in the book)			
9.	Name the first and the last Prophets of Allah (possible prompt: picture of an apple/action for messenger or Qurʾān)			
10.	Name the Ahl al-Kisāʾ (prompt: a blanket)			
11.	Name the first and the last Imāms (ʿa)			
12.	Name one thing that is najis in Islam and needs to be cleaned in a special way			



STEPS TO PERFECTION

An Islamic Curriculum For Children

This Kindergarten curriculum establishes the development of a strong Islamic foundation. It features an 'aqā'id section that introduces young children to Islam and the basic beliefs and characteristics of Muslims. It goes on to introduce some of Allah's attributes and the shahādah, or basic tenets of Islam. The history section emphasizes introducing the Ma'şūmīn through stories that highlight their characteristics. This is done with the hope that children will thus connect to them and develop a bond and unfaltering love that will take root in their hearts. The book also covers an introduction to the first and last Prophets and the Ahl al-Kisā' (a). The Fiḥ section introduces the foundational practice of ṣalāh and briefly touches on the concepts of najāsah and ṭahārah. The akhlāq section has been made aesthetically-pleasing through colorful illustrations, aḥādīth, and āyāt from the Qur'ān that delve into topics regarding basic manners and cleanliness.




AL-KISA
FOUNDATION
WWW.KISAKIDS.ORG

ISBN 9781683122234



52500 >



9 781683 122234