

GRADE

K

STEPS TO PERFECTION

An Islamic Curriculum For Children

STUDENT WORKBOOK



Under the Guidance of
NABI R. MIR (ABIDI)



Table of Contents

Acknowledgments	4
Preface	5
Transliteration Guidelines	7

'AQĀ'ID (BELIEFS)

CHAPTER 1: INTRODUCTION	9
Worksheet 1.1: I am a Muslim	10
Coloring 1.1	11
Art Extension 1.1	13
Coloring 1.2a	15
Coloring 1.2b	16
Coloring 1.3	17
CHAPTER 2: WHO IS ALLAH	18
Coloring 2.1	19
Worksheet 2.1a.	20
Worksheet 2.1b.	21
Worksheet 2.2a.	22
Worksheet 2.2b.	23
Coloring 2.2a	24
Coloring 2.2b	25
Coloring 2.3	26
Coloring 2.4	27
CHAPTER 3: SHAHĀDAH (TESTIMONY OF FAITH)	28
Coloring 3.1	29
Art Extension 3.2	31
Coloring 3.2a	33
Coloring 3.2b	34
Coloring 3.3	35
Worksheet 3.3.	36
Coloring 3.4	37

Table of Contents

Coloring 3.5	38
Art Extension 3.5	39

HISTORY

CHAPTER 1: PROPHETS	44
Coloring 1.1	45
Worksheet 1.2	46
Coloring 1.3a	47
Coloring 1.3b	48
Coloring 1.4	49
CHAPTER 2: THE PROPHET’S (ﷺ) FAMILY	50
Worksheet 2.1	51
Coloring 2.2a	52
Coloring 2.2b	53
Coloring 2.2c	54
Art Extension 2.2	55
Worksheet 2.3	59
Coloring 2.4	62

FIQH (ISLAMIC LAW)

CHAPTER 1: ṢALĀH (PRAYERS)	64
Worksheet 1.1	65
Coloring 1.1a	66
Coloring 1.1b	67
Coloring 1.3	68
Worksheet 1.3a	69
Worksheet 1.3b	70
Worksheet 1.3c	71
Worksheet 1.3d	72
Worksheet 1.3e	73

Table of Contents

Worksheet 1.4.....	74
Worksheet 1.5.....	75
CHAPTER 2: NAJĀSAH.....	76
Worksheet 2.1.....	77
AKHLĀQ (ETTIQUETE)	
Coloring 1.1a.....	79
Coloring 1.1b.....	80
Worksheet 2.1.....	81
Art Extension 3.1.....	82
Coloring 4.1.....	83
Coloring 5.1a.....	84
Coloring 5.1b.....	85
Coloring 6.1a.....	86
Coloring 6.1b.....	87
Art Extension 6.1.....	89
Coloring 7.1.....	91
SPECIAL OCCASIONS	
CHAPTER 1: ḤAJJ.....	93
Lesson 1.1: The Ka‘bah.....	94
Worksheet 1.1.....	95
Art Extension 1.1a.....	96
Art Extension 1.1b.....	97
CHAPTER 2: UNDERSTANDING KARBALA.....	98
Coloring 2.1.....	99
ORAL ASSESSMENT.....	101

Acknowledgments

The Shi'a-Muslim Association of the Bay Area and Al-Kisa Foundation would like to thank the authors, editors, and reviewers for their contributions to the Islamic curriculum development project.

We are especially thankful to Shaykh Salim Yusufali, Srs. Urooj Kazmi, Samina Ali, Bhavani Ali, Sabika Mithani, Fatima Falahati, Zahra Sabur, Liliana Villalvazo, Amna Hussain, Fatima Hussain, Zahra Eslami, Fathema Abidi, Zehra Abbas, Maryam Hakimpanah, Maryam Ershad, Zahra Memar, Rabab Jafri, Maria Al-Janabi, Shamama Zehra, Irum Abbas, Nida Syed, Abeda Khimji, Anjum Afzal, Brs. Taymaz Tabrizi, Mohammad Hendijanifard, the Tabatabai family, all the illustrators who allowed us to use their illustrations, SAB, RISE Academy, Kisa Kids syllabus committees, teachers, and staff for their support and assistance in the development and testing of the curriculum.

SABA and Al-Kisa Foundation are also very thankful to the Islamic organizations and schools of Ahlul'Bait at London-Stanmore, London-Hujjat, Vancouver, Minnesota, Toronto, and all others whose syllabus and books were used for the inspiration and creation of this curriculum.

Please remember all the people involved in this project in your prayers.

Authors and Editors: Moulana Nabi Raza Mir (Abidi) and Curriculum Committee

Copyright © 2020 by Shi'a-Muslim Association of the Bay Area (SABA), Inc. and Al-Kisa Foundation.

All rights reserved. No part of this publication may be reproduced, distributed, or transmitted in any form or by any means, including photocopying, recording, or other electronic or mechanical methods, without including this copyright page on all copied materials. Alteration of this publication is not permitted without prior written permission from SABA or its legal representative.

Published by: Shi'a-Muslim Association of the Bay Area (SABA) Inc., Al-Kisa Foundation 4415 Fortran Court, San Jose, CA 95134, U.S.A.

www.saba-igc.org

www.kisakids.org

info@kisakids.org

Preface

“All praise is for Allah (swt) whose worth cannot be described by speakers, whose bounties cannot be counted by calculators, and whose claim (to obedience) cannot be satisfied by those who attempt to do so; whom the height of intellectual courage cannot appreciate, and the diving of understanding cannot reach; He for whose description no limit has been laid down, no eulogy exists, no time is ordained and no duration is fixed. He brought forth creation through His Omnipotence, dispersed winds through His Compassion, and made firm the shaking earth with rocks.”

- Nahj al-Balāghah, Sermon 1

Islamic Sunday schools and full-time Islamic schools in the West have struggled to create a dynamic curriculum for a long time. However, with the grace of Allah (swt), in the past few years, the Islamic educational field has experienced some great achievements. May Allah bless all those who have endeavored to put together Islamic information to help our children grow. This new edition is an attempt by Al-Kisa Foundation, School of Ahlul Bait (SAB), and RISE Academy to create a curriculum for children of today, which we hope is relevant, vibrant, and engaging. We referred to many different Islamic curricula throughout the course of developing this curriculum and are grateful to them for sharing their work.

As teachers, we are blessed to be able to inherit the honorable job of teaching from the Prophets. The Prophets’ main mission was to teach and nurture the human being. As Allah says in the Qur’ān, “It is He who has sent among the unlettered a Messenger from themselves reciting to them His verses and purifying them and teaching them the Book and wisdom” (Noble Qur’ān, 62:2). Thus, as individuals who strive for our students, we have two main jobs: to teach our students and to nurture them through these teachings, so that they can develop their souls and fulfill the purpose for which Allah has created us. While teaching is the most valued job in the eyes of Allah, it also comes with many challenges. As teachers, we must constantly remind ourselves of the value of this great job.

It is our responsibility to nurture our children and students through knowledge and help them become individuals that make good choices, which will lead them to become true and strong believers. In this path, as teachers, we must remember to be reliant only on Allah, be hopeful, be sincere, be responsible, be safe, and be flexible.

The present curriculum also has a teacher's guide portion that we pray will be a useful tool and resource for teachers to refer to and aid them in their job of teaching. Inshā’Allāh, the Teacher's Guide will help you engage students and provide suggestions and ideas for projects to help students better grasp the material.

The philosophy behind this revision of the curriculum was to establish a strong foothold on the guiding force of our religion: the Uṣūl ad-Dīn and Furū‘ ad-Dīn. That is why you will see

Preface (cont'd)

that beginning from 1st grade, these two concepts are emphasized and gradually increase in depth all the way until 6th grade. Furthermore, we wanted to incorporate a more project-based and story-based curriculum that engages students and allows them to develop a strong bond with Islam and the teachings of the Ahl al-Bayt (‘a).

We attempted to include general information that we felt children need to know in order to be educated and successful Muslims. Overall, the curriculum is divided into four core areas: Aqā'id, Fiqh, History, and Akhlāq. For grades 1-3, the Furū' ad-Dīn are included in the 'Aqā'id section, but for grades 4-6, it has been moved to the Fiqh section. This is to help students to first understand the basics of the Furū' ad-Dīn and then gradually increase their understanding and practical application.

In each grade, we have covered all of the Uṣūl ad-Dīn and the Furū' ad-Dīn, which are analyzed more extensively each year. It is our firm belief that a strong foundation gives way to a healthy growth, which is why there was great emphasis on this. We referenced many other curricula in developing this section and thank them for their contributions.

Furthermore, in the Fiqh section, we tried to incorporate those Fiqh topics that are relevant and integrate more stories in order to make it more interactive for students.

You will find that the History section has a greater emphasis on stories. By introducing the Ma'ṣūmīn through stories that highlight their characteristics, the hope is that children will be able to connect to them and develop a bond and unfaltering love that will take root in their hearts. The History section in Kindergarten focuses solely on the Ahl al-Bayt (‘a). In first grade, the students learn about the first seven Ma'ṣūmīn, and in second grade the last seven. Then, in third grade, they once again review all 14 Ma'ṣūmīn. In fourth grade, students will learn about the lives and messages of the Prophets. Finally, in fifth and sixth grades, students will take a comprehensive look at the life of the Noble Prophet (ṣ).

We attempted to make the Akhlāq section aesthetically-pleasing through colorful illustrations, ahadith, and ayahs from the Qur'ān. In the older grades, we attempted to include more relevant stories that would allow them to form tangible connections with the lessons.

Any Islamic school should feel free to use this curriculum. If you are using this curriculum, please do let us know so that we may keep in contact. Similarly, please let us know if you have found any errors or would like to give us feedback; this will definitely help us, and is appreciated.

I want to thank all of those who were involved in this great project. I pray that Allah (swt) accepts our efforts and gives us more strength to continue our mission.

With Du'ās,
Nabi R. Mir (Abidi)

Transliteration Guidelines

Arabic terms in this textbook have been transliterated according to the following guidelines*:

ء	a, i, or u (initial form)	ض	ḍ
ء	'(medial or final form)	ط	ṭ
ا	a	ظ	ẓ
ب	b	ع	‘
ت	t	غ	gh
ث	th	ف	f
ج	j	ق	q
ح	ḥ	ك	k
خ	kh	ل	l
د	d	م	m
ذ	dh	ن	n
ر	r	ه	h
ز	z	و	w
س	s	ي	y
ش	sh	ة	h (without idāfah)
ص	ṣ	ة	t (with idāfah)

اَ	a	آ / آ / آ	ā
اِ	i	ي	ī
اُ	u	و	ū
		آ	'ā (medial form)

*Please note that due to limitations, the transliteration is not 100% accurate in capturing tajwīd rules. To read with proper tajwīd, please refer to the Arabic.

‘AQĀ’ID
(BELIEFS)



CHAPTER 1
INTRODUCTION

Worksheet 1.1: I am a Muslim

Circle all the things that a good Muslim should do.




Steal



Offer Ṣalāh



Read Qur'ān



Say bad words



Help others



Respect parents



Help the poor



Be messy

Coloring 1.1


Color the picture of the Muslim boy if you are a boy or the Muslim girl if you are a girl.



**THIS PAGE HAS BEEN
PURPOSELY LEFT BLANK**

Art Extension 1.1

A mu'min is a mirror for another mu'min. We should help others to make good choices by telling them when they are making bad choices, just like a mirror tells us how we look. Cut out the mirror and paste it onto a black paper. Color and decorate the mirror with gems. Then, put a piece of foil in the middle where the mirror should be.



**THIS PAGE HAS BEEN
PURPOSELY LEFT BLANK**

Coloring 1.2a



Coloring 1.2b

“Salām (peace) is a word
from your kind Lord.”

Sūrah Yāsīn, Verse 58



Coloring 1.3

Bismillāh





CHAPTER 2
WHO IS ALLAH?

Coloring 2.1

Al-Khāliq *The Creator*

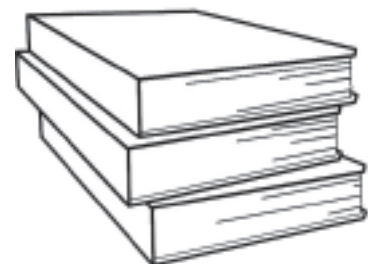



الْخَالِقِ

لَا إِلَهَ إِلَّا هُوَ خَالِقُ كُلِّ شَيْءٍ فَعَبُدُوهُ
There is no god but He,
the Creator of all things, so
worship Him. (6:102)

Worksheet 2.1a

Allah is al-Khāliq (the Creator)

Circle all of the things that Allah created. Then, color the pictures you have circled.



Worksheet 2.1b

What did Allah Create?

In each box, draw pictures of the different things Allah created:

PLACES

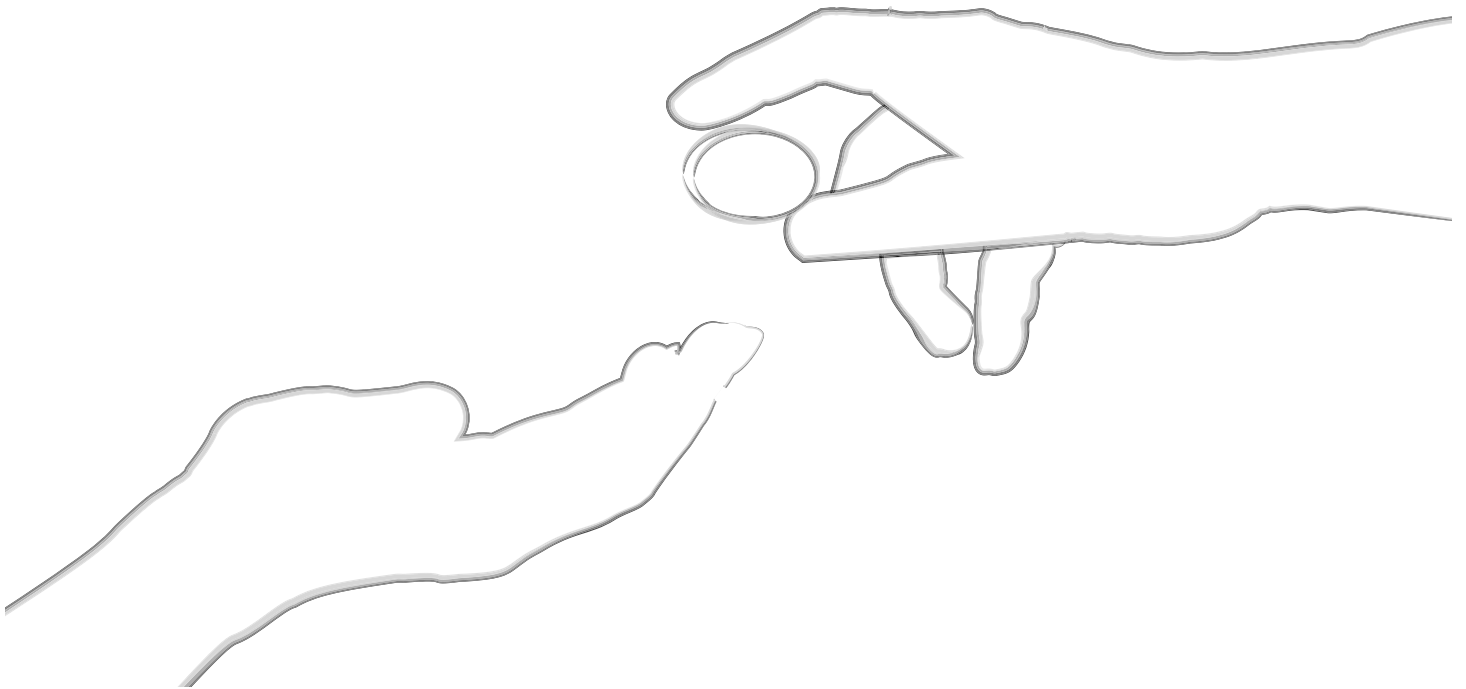
PEOPLE

THINGS

Worksheet 2.2a

Allah is al-Karīm (the Generous)



Color the picture below, which is an example of being generous toward others.




Worksheet 2.2b

Allah's Blessings




In each cloud, draw a picture of a blessing you can find in each of the pictures. Explain what you drew, then say Alḥamdulillāh to thank Allah for that blessing and all blessings!



Your house



Your face and body



The masjid



The park

Coloring 2.2a

Al-Karīm *The Generous*


الكرِيم

فَإِنَّ رَبِّي غَنِيٌّ كَرِيمٌ

Surely, my Lord is needless and
the Most Generous. (27:40)

Coloring 2.2b

Can you count how many favors are in this picture?



Coloring 2.3


“Do you not know
that Allah is always
watching?”

Sūrah al-‘Alāq, Verse 14



Coloring 2.4

*Prophet Muhammad (ﷺ) said:
“Angels visit the house
in which the Qur'ān is
recited.”*



CHAPTER 3

SHAHĀDAH
(TESTIMONY OF
FAITH)

Coloring 3.1

Allah is One

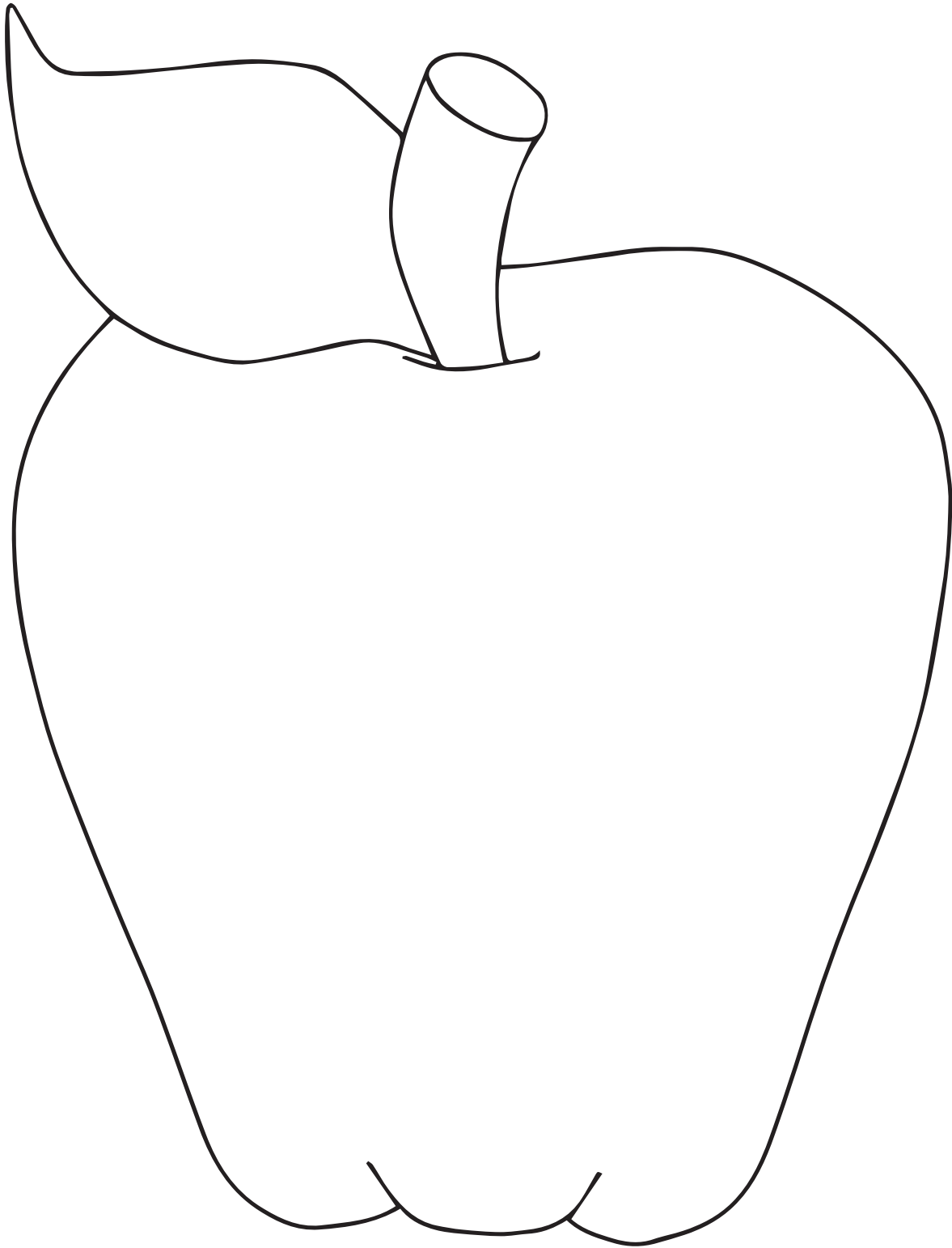
While saying "There is no god but Allah," color the picture.



**THIS PAGE HAS BEEN
PURPOSELY LEFT BLANK**

Art Extension 3.2

Prophet Muḥammad (ﷺ) was the Messenger of Allah and taught us to do good deeds. Draw and color a good deed that you can do to make Allah and His Messenger happy.



**THIS PAGE HAS BEEN
PURPOSELY LEFT BLANK**

Coloring 3.2a



Prophet
Muhammad (ﷺ)

Coloring 3.2b



**PROPHET
MUHAMMAD (ﷺ) IS
THE MESSENGER OF
ALLAH**

Coloring 3.3



**IMAM 'ALĪ ('A) IS
THE ONE WHO IS
CLOSE TO ALLAH**

Worksheet 3.3

Circle the pictures that show a good leader like Imām 'Alī ('a).



Stealing



Praying




Reading Qur'an



Fighting



Saving someone



Feeding animals




Helping the poor




Being messy

Coloring 3.4



IMAM 'ALĪ ('A)
IS THE LEADER
AFTER PROPHET
MUḤAMMAD (S)

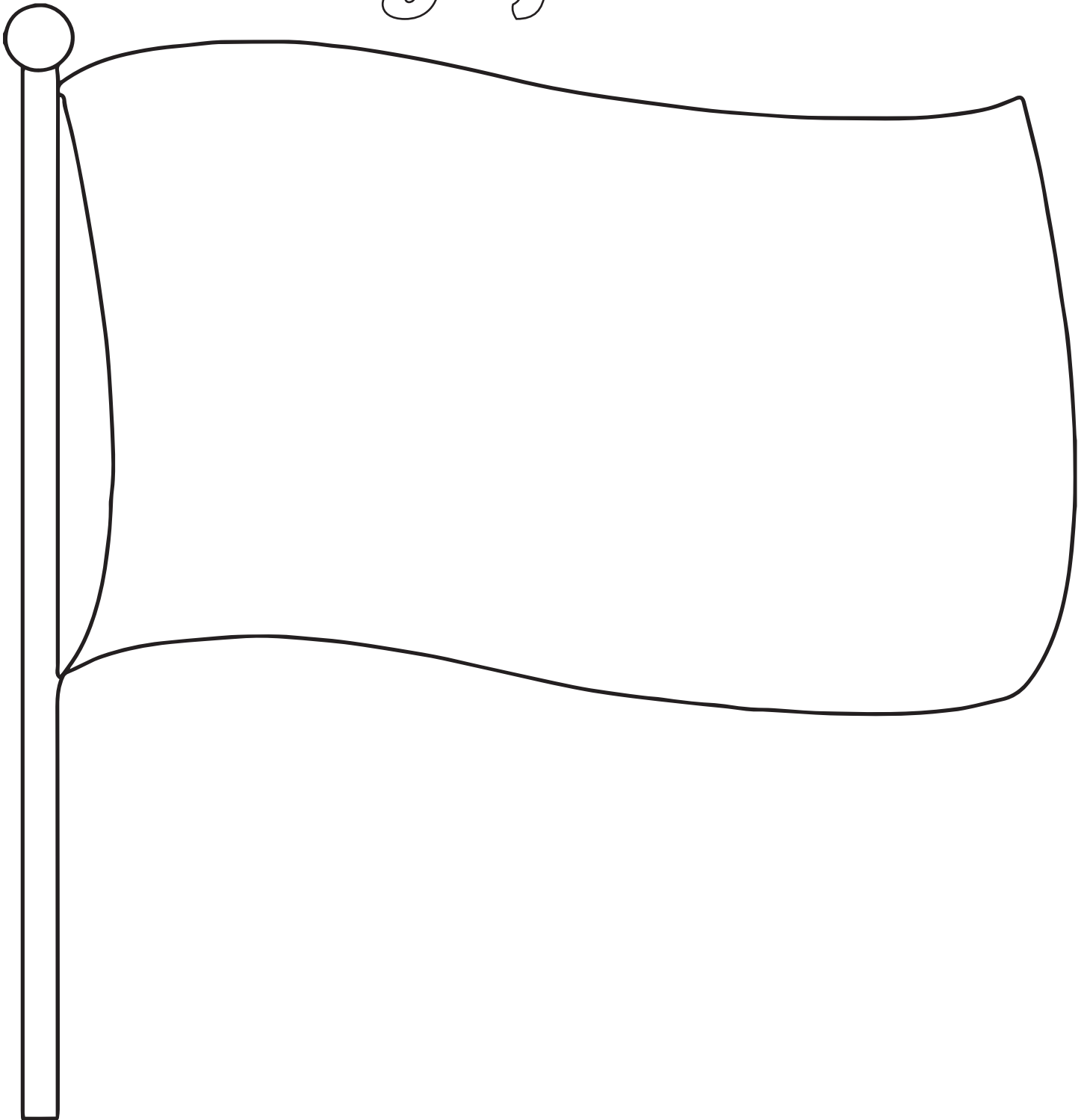
Coloring 3.5




*IMAM 'ALĪ ('A) IS
THE FIRST AND
TRUE KHALĪFAH*

Art Extension 3.5

*The Shahādah is the
Flag of Islam*



**THIS PAGE HAS BEEN
PURPOSELY LEFT BLANK**



**THIS PAGE HAS BEEN
PURPOSELY LEFT BLANK**

HISTORY



CHAPTER 1
PROPHETS


Coloring 1.1

Color the number of Prophets Allah has sent to guide us!

1 24,000

Worksheet 1.2

Draw some of the beautiful things that Allah created in this world.



Coloring 1.3a

Color the picture.



Coloring 1.3b

Color Masjid an-Nabī. Remember, the dome is green!



Coloring 1.4

Recite Şalawāt

*Allāhumma ṣalli 'alā
Muḥammad wa āli
Muḥammad*

















CHAPTER 2

**THE PROPHET'S
(ﷺ) FAMILY**

Worksheet 2.1

There are 14 hearts to remember the 14 Ma'şūmīn. Write a number in each heart. Then, color in the hearts!




Coloring 2.2a

Color the number 5 to remember the Ahl al-Kisā' who were underneath the Kisā' (Cloak).



Coloring 2.2b

Color the picture below.




Coloring 2.2c

Color the picture below.



Art Extension 2.2


Color the kisā' on the next page, then cut out the pictures below and paste them in the kisā'.



The Noble Prophet (ﷺ)




Imām 'Alī ('a)



Sayyidah Fāṭimah ('a)




Imām Ḥasan ('a)



Imām Ḥusayn ('a)

**THIS PAGE HAS BEEN
PURPOSELY LEFT BLANK**




Ahl al-Kisā'



**THIS PAGE HAS BEEN
PURPOSELY LEFT BLANK**

Worksheet 2.3


Cut out the 12 stars and the caption and paste them onto the sky on the next page.



THE IMĀMS ARE LIKE BRIGHT STARS
THAT GUIDE US IN THE NIGHT.

**THIS PAGE HAS BEEN
PURPOSELY LEFT BLANK**

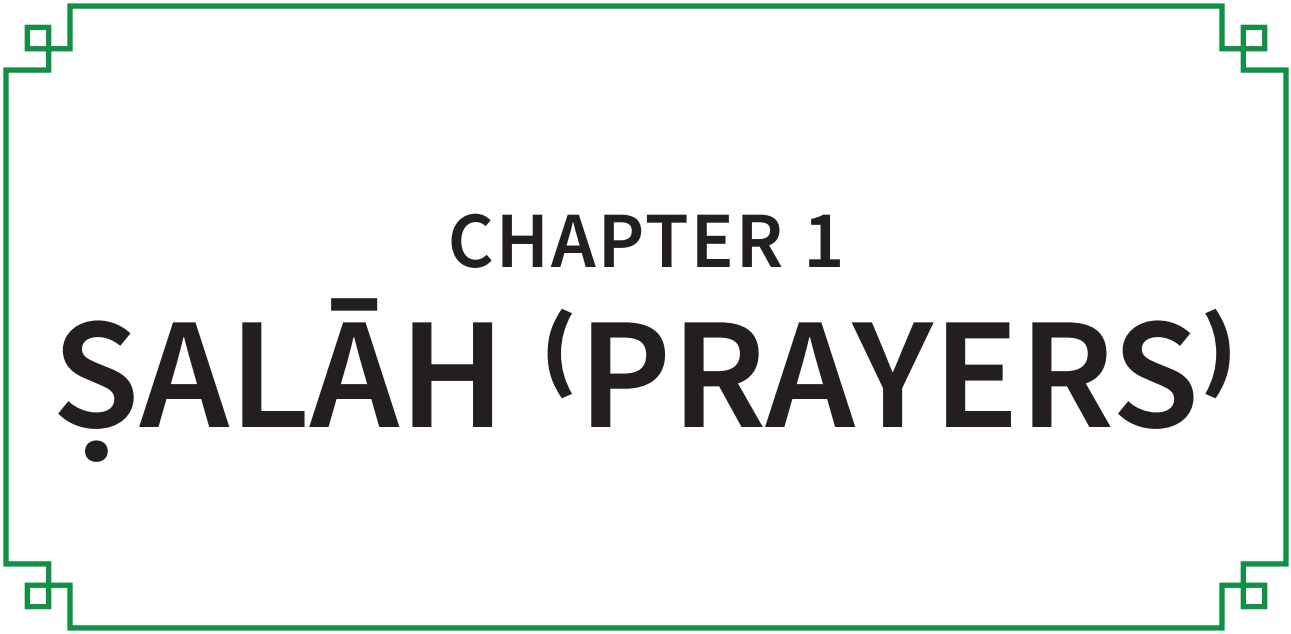
Coloring 2.4



**IMĀM AL-MAHDĪ
(‘AJ) IS LIKE THE
SUN HIDDEN
BEHIND THE
CLOUDS**

FIQH

(ISLAMIC LAW)



CHAPTER 1
ŞALĀH (PRAYERS)

Worksheet 1.1

How to Talk to Allah (Ṣalāh)

In the first box, draw ways you can talk to people. In the second box, draw how you can talk to Allah.





Coloring 1.1a

*The Noble Prophet (ﷺ) said,
“Ṣalāh is the key to
Heaven.”*

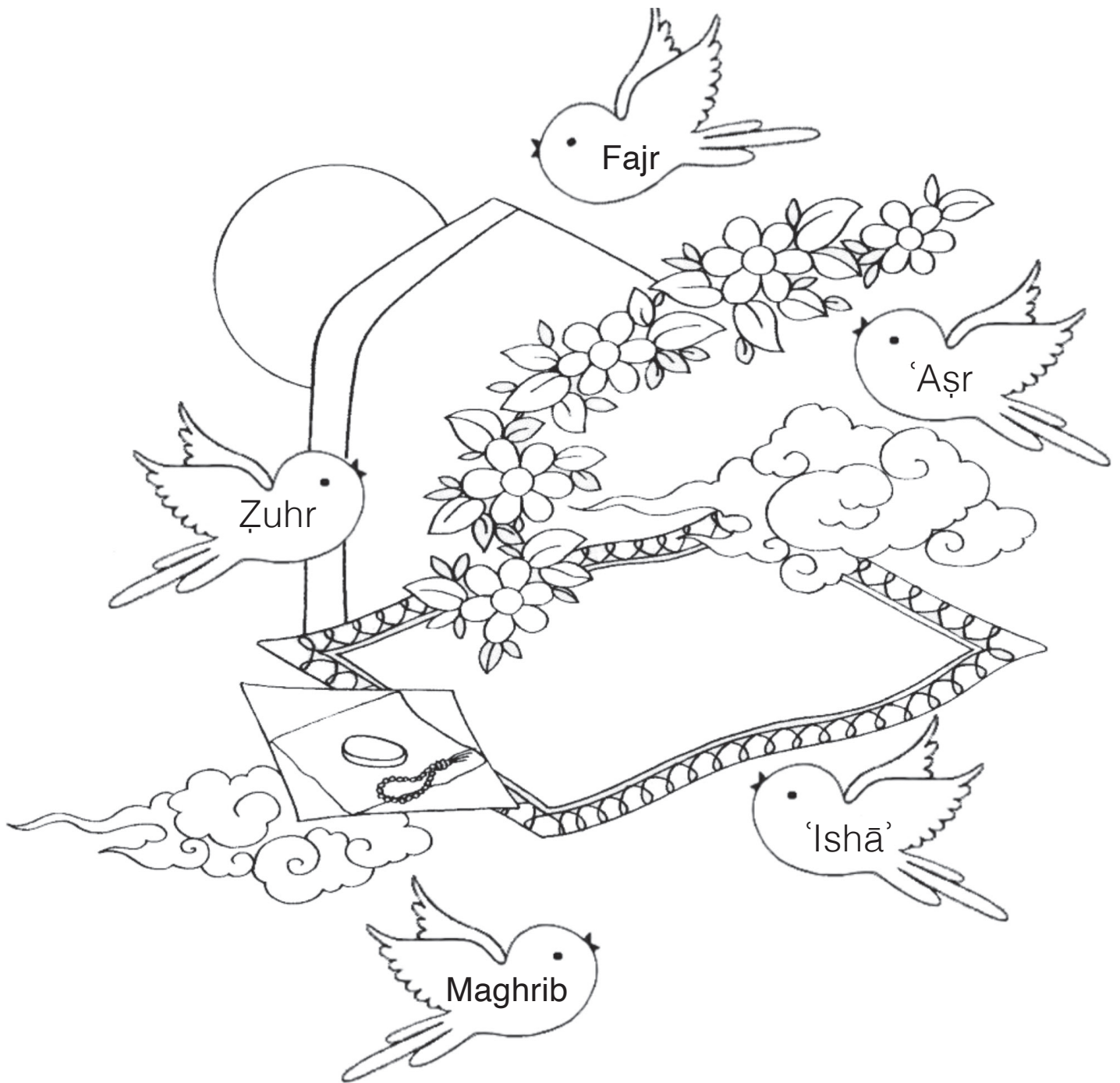
Nahj al-Faṣāḥah, Ḥadith #1588



Coloring 1.1b



Coloring 1.3



Worksheet 1.3a

Circle and color in the number of raka'āt for this prayer.

Fajr

2

3

4

In the box below, draw and color a picture of what it would look like outside during this prayer.



Worksheet 1.3b

Circle and color in the number of raka'āt for this prayer.

Zuhr

2

3

4

In the box below, draw and color a picture of what it would look like outside during this prayer.

Worksheet 1.3c

Circle and color in the number of raka'āt for this prayer.

‘Asr

2

3

4

In the box below, draw and color a picture of what it would look like outside during this prayer.

Worksheet 1.3d

Circle and color in the number of raka'āt for this prayer.


Maghrib

2

3

4

In the box below, draw and color a picture of what it would look like outside during this prayer.



Worksheet 1.3e

Circle and color in the number of raka'āt for this prayer.

‘Ishā’

2

3

4


In the box below, draw and color a picture of what it would look like outside during this prayer.

Worksheet 1.4

For every position in prayer, match the name with the drawing.




QIYĀM



TAKBĪRAT UL-IḤRĀM



SUJŪD/SAJDAH



QUNŪT



RUKŪ'

Worksheet 1.5

Good Manners During Ṣalāh

Circle the pictures that show good manners during ṣalāh.

Cross out those things that show bad manners during ṣalāh.




Wearing dirty clothes for ṣalāh




Offering ṣalāh on time



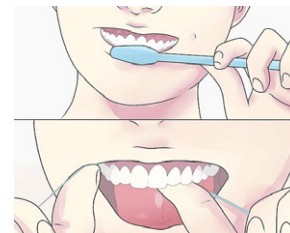
Following the leader of ṣalāh



Talking with friends during ṣalāh



Watching TV at the time ṣalāh



Brushing your teeth before ṣalāh



CHAPTER 2
NAJĀSAH


Worksheet 2.1

Najāṣah

Circle the things that are najis.



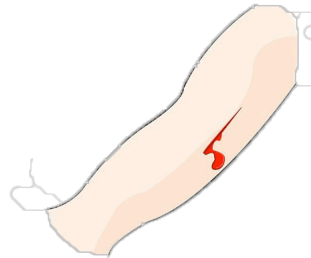
Cat



Pig



Birds



Blood |



Dog



Urine and stool



Flies and insects




Fruits

AKHLĀQ
(ETTICHUETE)

Coloring 1.1a

*“If you are thankful,
I will give you more.”*

Sūrah Ibrāhīm, Verse 7



Coloring 1.1b




Discussion Questions:

- What do you think the family is thanking Allah for?
- Name 5 things you can thank Allah for.


Worksheet 2.1

Draw a picture of something you will do this weekend, inshā'Allāh.

A large, empty rectangular box with a thin black border, intended for a student to draw a picture of an activity they plan to do over the weekend. The box is currently blank.

Art Extension 3.1


Draw a picture of yourself sharing something with someone else.



Coloring 4.1


*“Allah loves those who
always keep themselves pure
and clean.”*

Sūrah al-Baqarah, Verse 222



Coloring 5.1a

*“Allah does not like those
who waste.”*





Coloring 5.1b

“Eat and drink, but do not waste.”

Sūrah al-A‘rāf, Verse 31





Coloring 6.1a



DISCUSS

How is the little boy not following the ḥadīth?

Coloring 6.1b




DISCUSS

How is the little boy not following the ḥadīth?

**THIS PAGE HAS BEEN
PURPOSELY LEFT BLANK**

Art Extension 6.1

Color the placemat below and cut it out.



**THIS PAGE HAS BEEN
PURPOSELY LEFT BLANK**

Coloring 7.1

“And be good to your
parents.”

Sūrah al-Baqarah, Verse 83



SPECIAL OCCASIONS

CHAPTER 1

HAJJ

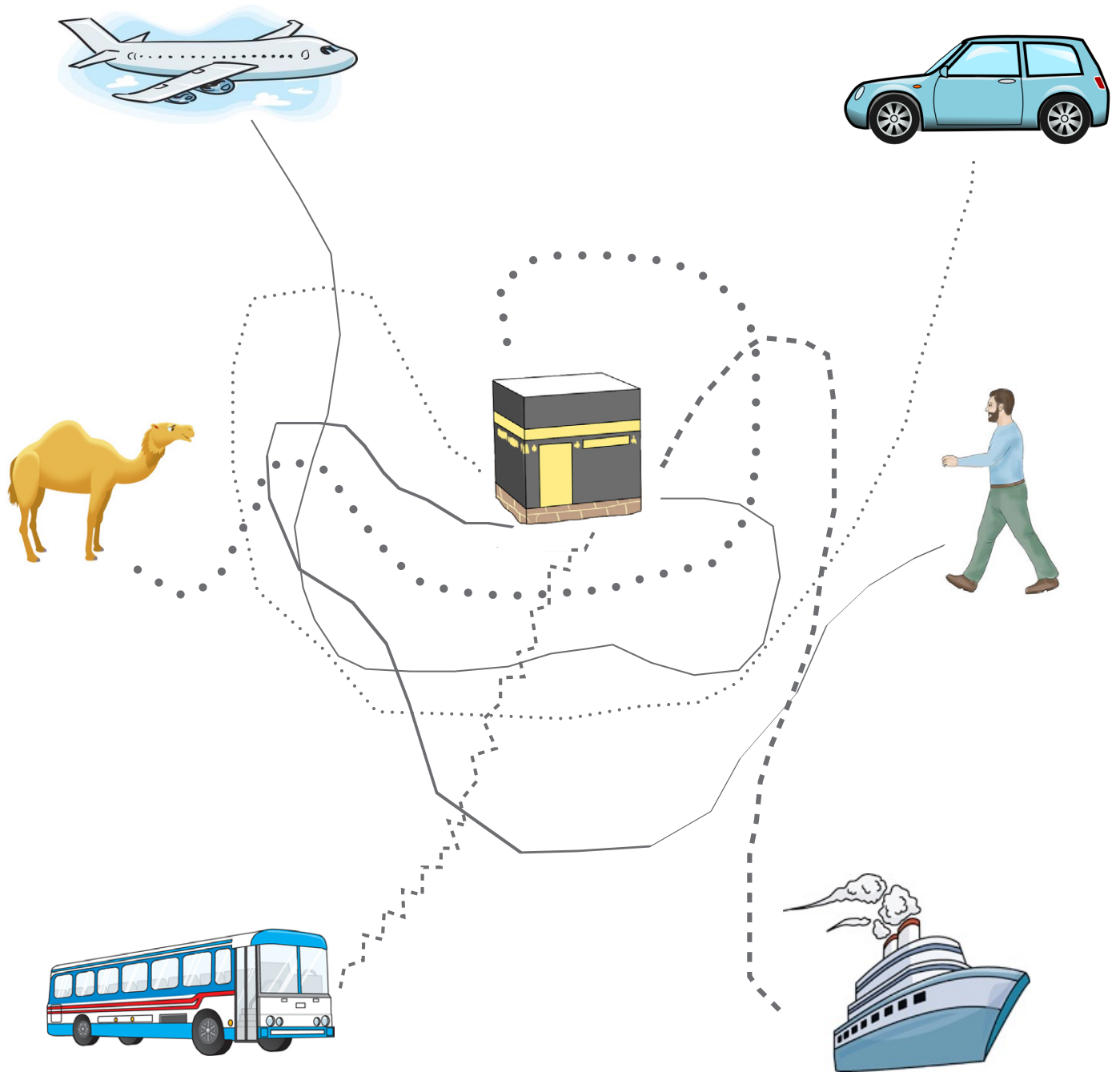
Lesson 1.1: The Ka'bah

Allah ordered Prophet Ibrāhīm (‘a) to build the Ka’bah in Mecca. We face the direction of the Ka’bah everyday when we pray ṣalāh. Every year, many people perform Ḥajj and visit the Ka’bah. They go around the Ka’bah 7 times. Inshā’Allāh, we can all go for Ḥajj soon!




Worksheet 1.1

During Ḥajj, people go to the Ka'bah in Mecca to pray to Allah. People travel to Mecca many different ways. Trace on the line below to help the people get to the Ka'bah!




Art Extension 1.1a

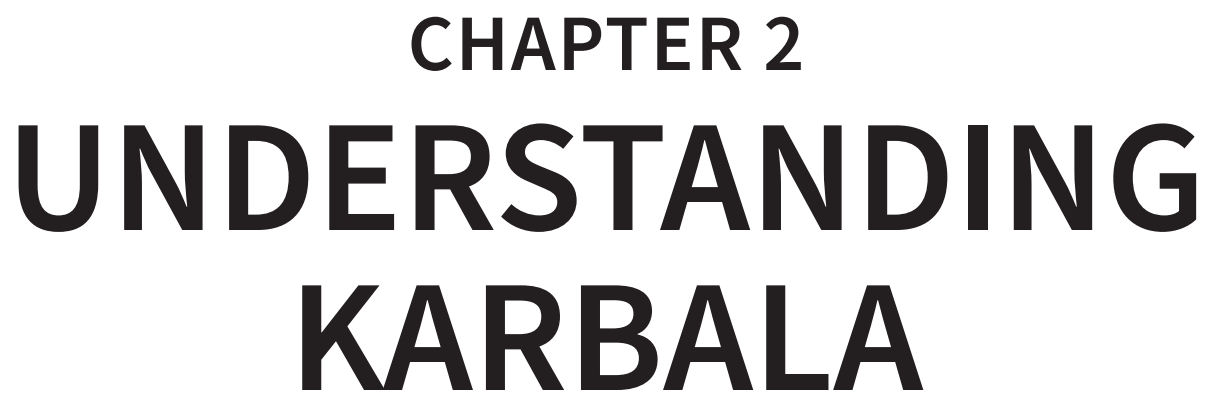
We celebrate Eid al-‘Aḏḩā every year to remember Prophet Ibrāhīm’s sacrifice. Stick cotton balls on the sheep below to make him fluffly.



Art Extension 1.1b

When we go around the Ka'bah 7 times, this is called ṭawāf. You can do ṭawāf with your fingers by dipping them in 7 different colors of paint and going around the Ka'bah below!





CHAPTER 2
UNDERSTANDING
KARBALA

Coloring 2.1

Prophet Muḥammad (ṣ) said:

ḤUSAYN ('A)

IS FROM ME,

AND I AM

FROM

ḤUSAYN ('A)



END OF KG
ASSESSMENT

Oral Assessment

Name: _____ Date: _____

Directions: Mark the appropriate column for each question.

Key: S: Satisfactory

M: Meets Expectations with help

N: Needs more guidance

#	Questions:	Able to answer on their own	Able to answer with help	Needs more guidance
1.	Which religion do we follow?			
2.	What is a person who follows the religion of Islam called?			
3.	What do Muslims believe in?			
4.	What are some actions that Muslims do to make Allah and their Imām happy? (2-3 are okay)			
5.	What do we say when we see another Muslim?			
6.	What do we say before beginning any activity?			
7.	What is the name of the special book that Allah has sent for Muslims?			
8.	Recite the Shahādah (prompt: can be the actions mentioned in the book)			
9.	Name the first and the last Prophets of Allah (possible prompt: picture of an apple/action for messenger or Qurʾān)			
10.	Name the Ahl al-Kisāʾ (prompt: a blanket)			
11.	Name the first and the last Imāms (ʿa)			
12.	Name one thing that is najis in Islam and needs to be cleaned in a special way			

STEPS TO PERFECTION

An Islamic Curriculum For Children

This Kindergarten curriculum establishes the development of a strong Islamic foundation. It features an 'aqā'id section that introduces young children to Islam and the basic beliefs and characteristics of Muslims. It goes on to introduce some of Allah's attributes and the shahādah, or basic tenets of Islam. The history section emphasizes introducing the Ma'sūmīn through stories that highlight their characteristics. This is done with the hope that children will thus connect to them and develop a bond and unfaltering love that will take root in their hearts. The book also covers an introduction to the first and last Prophets and the Ahl al-Kisā' (a). The Fiqh section introduces the foundational practice of ṣalāh and briefly touches on the concepts of najāsah and ṭahārah. The akhlāq section has been made aesthetically-pleasing through colorful illustrations, aḥādīth, and āyāt from the Qur'ān that delve into topics regarding basic manners and cleanliness.



AL-KISA
FOUNDATION
WWW.KISAKIDS.ORG

ISBN 9781683122258



52500 >



9 781683 122258